

Local Programs

Senate Transportation Committee

Jay Drye, Director – Local Programs

January 21, 2025

Julie Meredith, Secretary of Transportation
Mike Gribner, Deputy Secretary of Transportation

Local Programs Overview

Support to cities, counties, and other transportation partners such as tribal governments, ports, and transit agencies:

- Oversee & Administer FHWA and State Funded Projects
- Technical Support
- Funding Programs
- Education (LTAP)



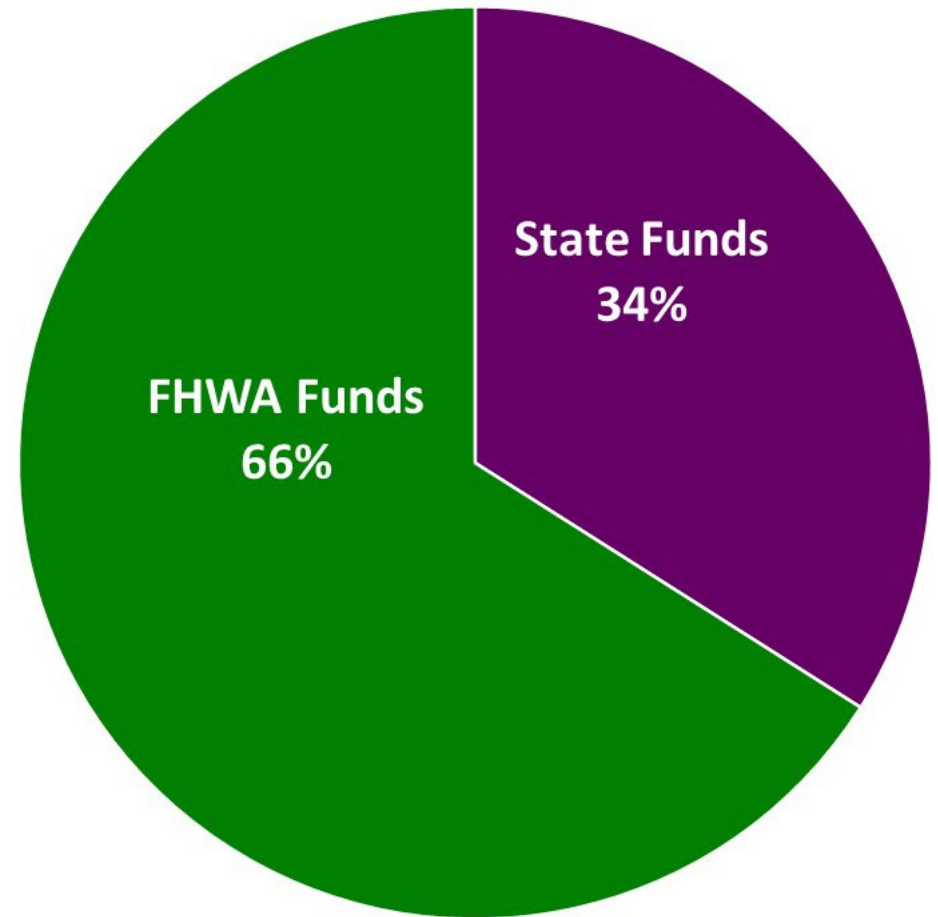
Federal Fiscal Year (FFY) 2024

- Authorized \$635M FHWA Funds
 - \$42M Redistributed Funds
 - \$97M Local Bridge Funds
 - \$124M National Discretionary Funds (INFRA, RAISE, AOP, RCP, and CDS)
- Additionally, \$186M State Transportation Funds
- Total \$821M FFY 2024 (October 2023-September 2024)
- Authorizing Over \$200M in September '24

2024 Supplemental Capital Budget

State Funds vs FHWA Funds

- **Federal Pass-Through**
– \$437 million
- **Federal Managed Programs**
– \$515 million
- **State Grant Programs**
– \$243 million
- **Legislative**
– \$542 million



State Funds \$ 753 million

FHWA Funds \$1,430 million

Dollars may not add due to rounding.

State Capital Programs

- **Freight Program \$47.4M**
- Prioritized through the Freight Mobility Strategic Investment Board (FMSIB)
- Oversight and Administered through Local Programs
 - Authorizations
 - Reimbursements
 - Final Inspections
- Report to FMSIB on project delivery
- **Active Transportation \$200M**
 - Bike/Ped Safety
 - Safe Routes to School
 - Sandy Williams Connecting Communities
 - Micromobility E-Bike Rebate/Lending Library
- Prioritized through the WSDOT Active Transportation Division (ATD)
- Oversight and Administered through Local Programs
 - Authorizations
 - Reimbursements
 - Final Inspections
- Coordinated effort with ATD

FHWA Managed Programs

- Local Bridge Program
- Safety Improvement Programs
 - City
 - County
 - Railway-Highway Crossings
 - Video Analytics
 - Reducing Rural Roadway Departures
- National Highway System (NHS) Asset Management Program
- PROTECT Program



US 2, Sultan Bridge

Federal Local Bridge Program

Local Bridge Program – 4,309 Bridges

Bridge Funding Programs:

- Replacement
- Rehabilitation
- Preventative Maintenance



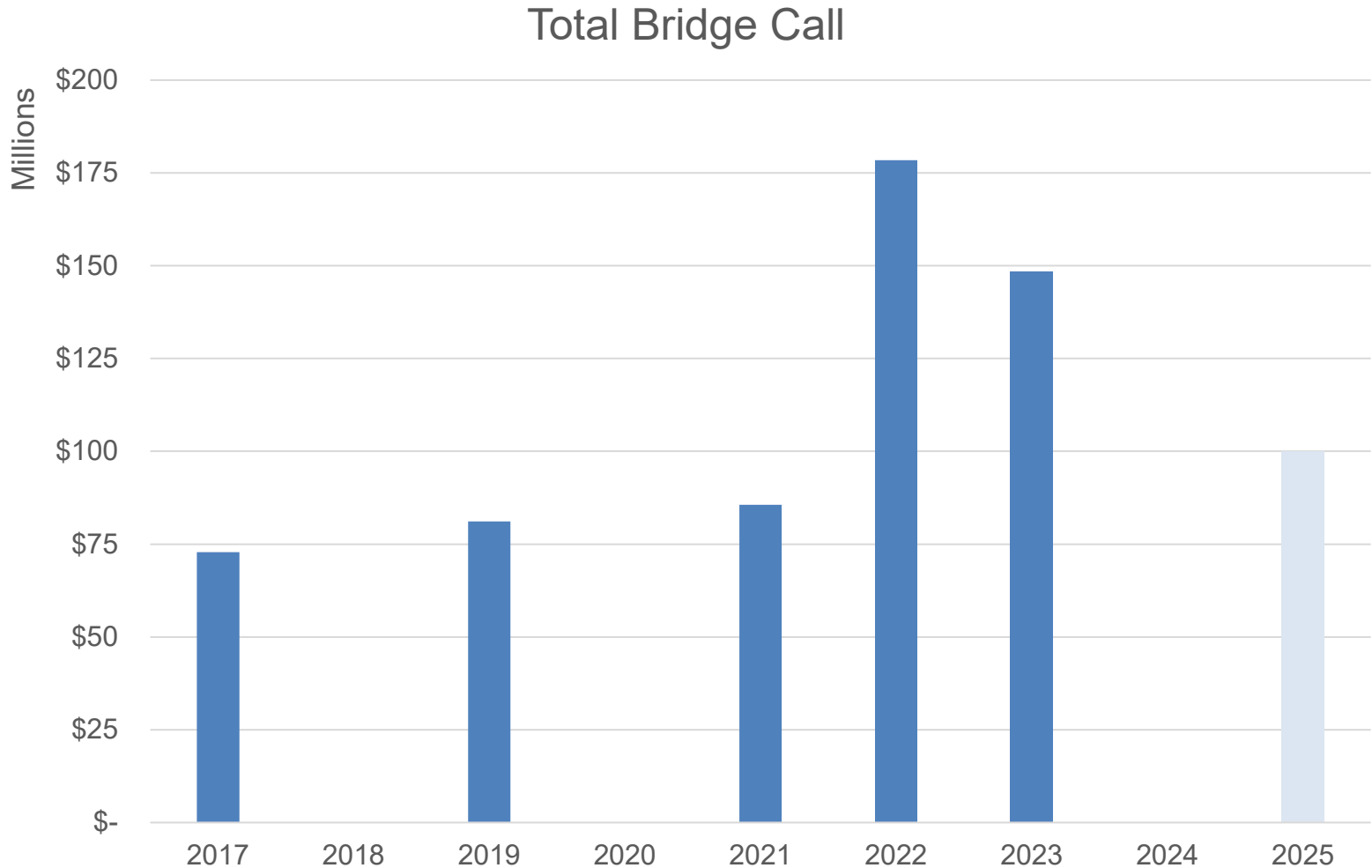
Bridge Program Criteria

- Replacement & Rehabilitation
 - Bridges in poor condition
- Preventative Maintenance
 - Steel bridge painting
 - Scour mitigation
 - Seismic retrofit
 - Deck repair or resurfacing
 - Bundled projects

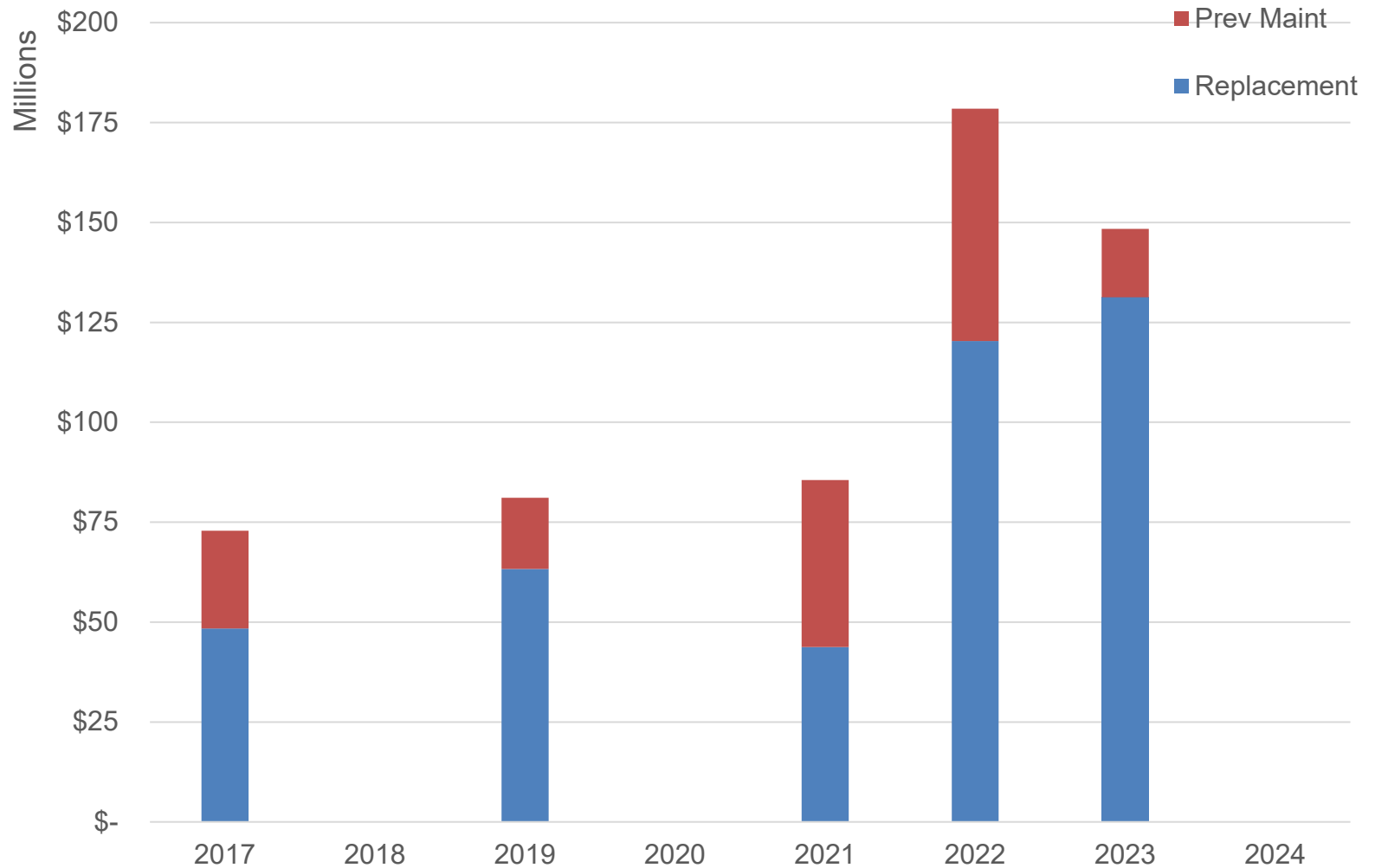


Boulder Creek – Ferry County

Program History



Project Type



2025 Call for Projects

- Anticipate funding \$100 million
- Replacement & Rehabilitation
 - \$25 million maximum per bridge
 - Bridges in poor condition
 - Projects that improve climate resiliency
- Preventative Maintenance
 - Maximum award is case-by-case

Local Safety Program Funding

- **Federal** Highway Safety Improvement Program (HSIP)
 - About \$35 million per biennium for city safety
 - Next call for projects in fall 2025
 - About \$35 million per biennium for county safety
 - Current call for projects open now
- **State** Funds
 - Reducing Rural Roadway Departures \$12 million total (\$4 million in 2023, 2025, and 2027)
 - Video Analytics \$1 million total (in 2024)
 - Flexible Pedestrian & Bicycle Safety (\$5 million per biennium)

Safety program demand

\$867 million requested 2014-24

City safety

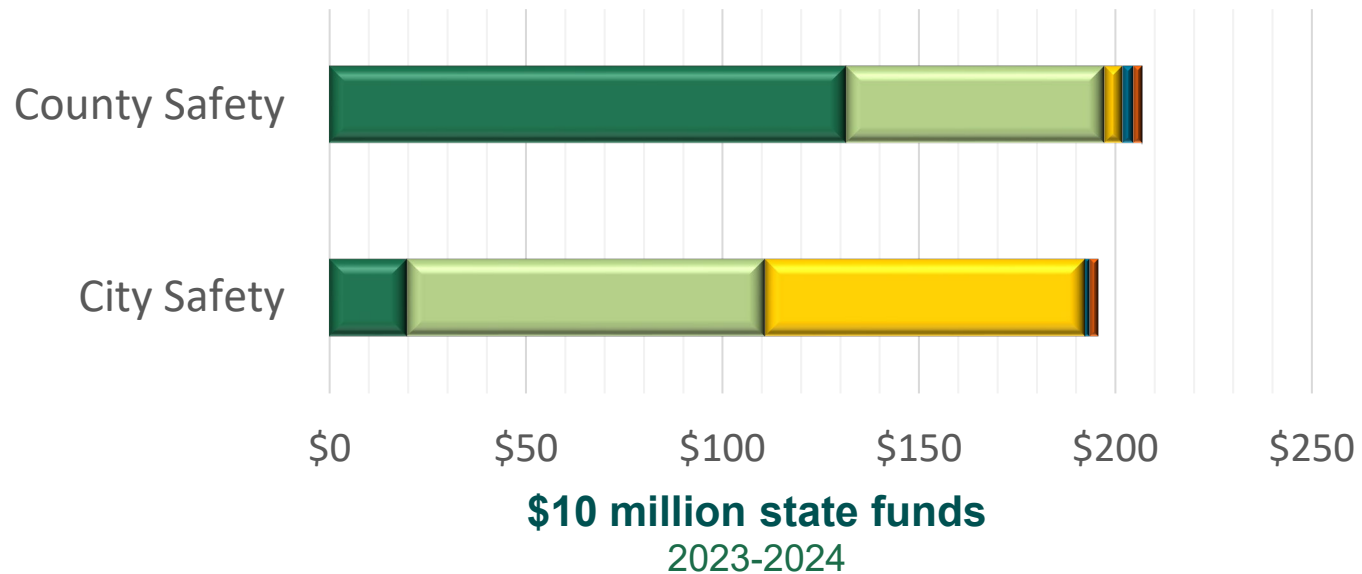
- **2014**
 - 33 cities applied for 54 projects = \$60 million
- **2018**
 - 32 cities applied for 101 projects = \$64 million
- **2020**
 - 44 cities applied for 191 projects = \$128 million
- **2022**
 - 51 cities applied for 198 projects = \$160 million
- **2024**
 - 38 cities applied for 108 projects = \$105 million

County safety

- **2014**
 - 31 counties applied for 178 projects = \$45 million
- **2017**
 - 30 counties applied for 141 projects = \$57 million
- **2019**
 - 30 counties applied for 148 projects = \$79 million
- **2021**
 - 30 counties applied for 185 projects = \$83 million
- **2023**
 - 26 counties applied for 81 projects = \$84 million

Funding by Target Zero emphasis area

Funding by Program Type (in \$ Millions) 2013-2024



- Lane Departure
- Intersections
- Vulnerable Road Users
- Data Improvement
- Speeding
- Railroad

Funded safety countermeasures

2013-2024

City safety

- **Intersections (47%)**
 - Signal operations /visibility
 - Roundabouts
 - New traffic signals
 - Illumination
- **Vulnerable road users (43%)**
 - Rapid flashing beacons
 - Road diets
 - Pedestrian hybrid beacons
 - Refuge islands
 - Leading ped intervals
- **Lane departure (10%)**
 - Signing
 - Guardrail
 - High friction surface

County safety

- **Lane Departure (65%)**
 - Guardrail
 - Signing
 - High friction surface
 - Shoulders
 - Slope flattening
 - Clear zones
 - Bridge rail
- **Intersections (32%)**
 - Roundabouts
 - Signing
 - New traffic signals
 - Signal operations/visibility
- **Vulnerable road users (2%)**
- **Data improvement (1%)**

Reducing Rural Roadway Departures

- Reducing Rural Roadway Departures \$12 million total (\$4 million in 2023, 2025, and 2027)
- Awarded as part of the County Safety Program (single application) for low-cost projects
- 2023: Eight projects selected in Seven counties
 - Columbia, Douglas, Ferry, Klickitat (2), Lincoln, Okanogan, Stevens
 - Guardrail, Signing, Pavement Markings, Guideposts
- 2025: Call for projects is ongoing (applications due 3/15/25)

Traffic Conflict Screening Using Video Analytics

- Video Analytics \$1 million Total (2024)
- Attempted to award as part of the City Safety Program (no applications for these funds)
- Awarded as a standalone program
- 2024: Two projects were selected
 - Bellevue
 - Project allows significant additional data analysis utilizing existing hardware/software at 79 intersections
 - Issaquah
 - Project is starting up a program deploying hardware at 14 intersections

Flexible Pedestrian & Bicyclist Safety

- Flexible Pedestrian & Bicyclist Safety \$5 million Total (2023-25)
- Awarded as part of the City Safety Program (single application) at locations with emergent pedestrian/bicyclist safety issues
- 2024: Four projects selected in four separate cities
 - Montesano, Port Townsend, Prosser, Selah
 - Roundabout, Curb Extensions, Leading Pedestrian Intervals, Countdown Signals, Sidewalks, Refuge Islands, Raised Crosswalks

Civilian intervention program

Purpose: To support local initiatives and community solutions that address non-moving violations that focus on nonpunitive interventions.




Photo courtesy of BlueBridge Alliance

Eligible projects

- Fix-it tickets
- Repair vouchers
- Community workshops
- Interventions due to sudden equipment failures



Photo courtesy of Auto Repair Transformation

Program recipients

- **BlueBridge Alliance** – works directly with law enforcement
- **Auto Repair Transformation** – works directly with low-income community members offering workshops & repairs


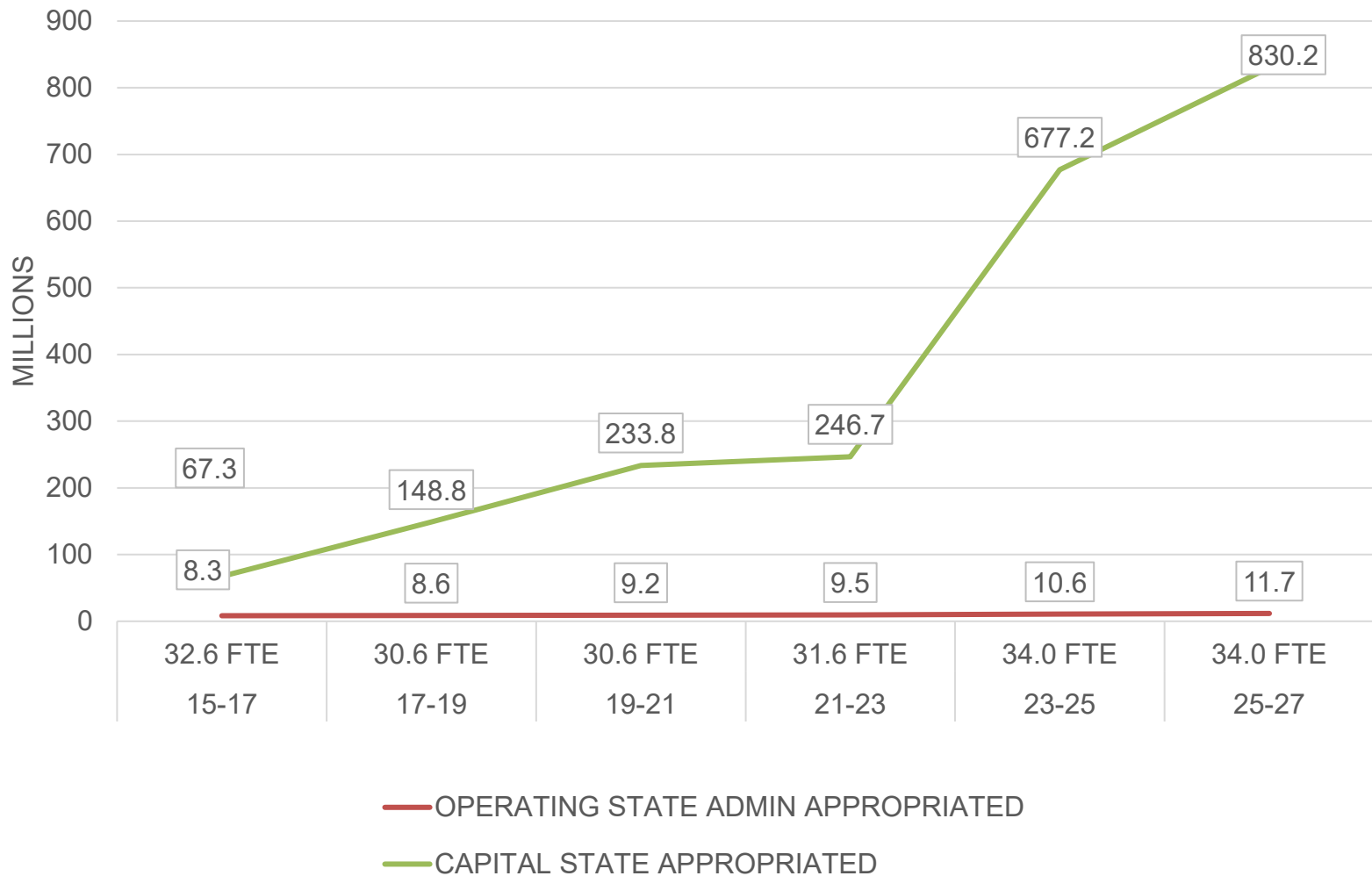


Photo courtesy of Auto Repair Transformation

Operating Challenges

LOCAL PROGRAMS STATE BUDGET HISTORY



Questions?

For additional information on the
WSDOT Local Programs, please contact:

Jay Drye, Director - Local Programs

Jay.Drye@wsdot.wa.gov



Crawford/Colville Roundabout – City of Deer Park