



REPORT TO THE LEGISLATURE 2SHB 1893

Student Emergency Assistance Grant (SEAG)

DECEMBER 2024

Table of Contents

Student Emergency Assistance Grant (SEAG)	1
Table of Contents.....	2
Student Emergency Assistance Grant (SEAG) Program	3
Executive Summary	3
Emergency Assistance for Washington State Community and Technical College Students.....	5
Washington community and technical college students	5
Washington community and technical college students' basic needs insecurity.....	5
Requested and awarded funding for fiscal year 2024	6
Recipient demographics	8
Types of Emergency Assistance Requested and Additional Student Needs.....	9
SEAG expense categories	11
Understanding reasons requests were not funded.....	12
Student Outcomes and Successes.....	13
SEAG Program Award Process	14
Outreach	14
Accessible and low-barrier request process	15
Equitable review and decision process.....	15
Efficient disbursement and timely notification.....	15
Follow up assessment and evaluation findings	15
Conclusion.....	16
Appendix A: FY 24 College Allocation Funding.....	17

Student Emergency Assistance Grant (SEAG) Program

The Washington State Legislature established the Student Emergency Assistance Grant (SEAG) program in 2019 with \$750,000 in pilot funding (2SHB 1893). Administered by the State Board for Community and Technical Colleges (SBCTC), SEAG provides grants to colleges to award emergency financial assistance to students facing unforeseen challenges that could disrupt their education. The initial program funded students at 16 of Washington's 34 community and technical colleges. In 2021, the Legislature expanded the program with \$8 million in additional funding (ESSB 5092), allowing SBCTC to increase the number of participating colleges from 16 to 27. Appendix A lists the participating colleges and grant amounts for fiscal year 2024.

To participate, colleges must demonstrate a need for the program, offer low-barrier access, avoid requiring completion of the Free Application for Student Financial Aid (FAFSA) as a requirement for receiving assistance, and establish criteria for prioritizing emergency aid disbursement. Approved requests for emergency aid must be processed within four business days.

Colleges also refer all SEAG applicants to resources and follow up at 10- and 45-day intervals, regardless of whether the students were awarded SEAG funds, to assess the aid's impact and provide additional support. Outcomes are reported to SBCTC quarterly.

Executive Summary

This report examines the number of students who benefited from emergency assistance funds during fiscal year 2024. During this period, the number of students who requested aid decreased from fiscal year 2023, while the number of students receiving emergency assistance increased. While the total dollar amount of requests for assistance also decreased from fiscal year 2023, there remains a significant gap of over \$20.9 million between students' needs and available funding.

Below are key highlights of the SEAG program across the 27 participating colleges.

- **More students were served in fiscal year 2024.** Colleges received 14,347 student requests for emergency assistance in fiscal year 2024 and fully or partially funded 4,985 students — or about 35% of those requests. In contrast, colleges received 16,685 requests for student emergency assistance in fiscal year 2023 and funded 4,654 students that year.
- **The combined amount requested by students was less than the year before.** Students requested \$24.8 million in emergency assistance funds in fiscal year 2024 compared to \$32.5 million in fiscal year 2023. However, despite a reduced total amount requested, emergency needs continue to outpace available funding.
- **A significant gap persists between the requests made by students and the available funding.** Despite the total funding requests in fiscal year 2024 being lower than those in fiscal year 2023, student emergency needs continue to exceed the funding provided by SEAG. Of the \$24.8 million in student emergency assistance requests for fiscal year 2024, only \$3.97 million — 16% of the requested amount — was funded, leaving \$20.9 million in unmet requests. Furthermore, students received less funding on average than they requested: the average request per student was \$1,730, while the average amount awarded was \$781.

- **SEAG grants have a considerable impact.** Data from fiscal year 2024 indicates that 90% of students completed the credits and/or credentials they attempted within the same quarter in which they received SEAG aid compared to 83% of first-time entering students who were retained fall to winter quarter in the same year. Additionally, 66% of recipients who received emergency fund assistance in fiscal year 2023 were still enrolled or completed credentials by the fall quarter of 2024 compared to 66% fall-to-fall retention or completion for first-time entering students from 2023 to 2024.

The SEAG program continues to face increased pressure as colleges can no longer offer emergency funds from the Higher Education Emergency Relief Fund (HEERF) that Congress established in response to the COVID-19 pandemic. Additionally, more colleges participating in the SEAG program – from 16 colleges in fiscal year 2019 to 27 colleges in 2021 – means funding is stretched further. The seven community and technical colleges not already part of the program are anticipated to be added to SEAG awarding institutions over the upcoming two fiscal years. We expect this pressure on the SEAG program to persist as a fluctuating economy and inflation continue to cause student hardships.

In fiscal years 2023 and 2024, the most requested emergency needs were housing, transportation, and food.

- The housing category represents student housing or shelter expenses and if the student is at risk of losing housing or shelter due to foreclosure, eviction, or loss of resources to remain housed. Housing reflects the highest number of student requests and dollar amounts requested. In fiscal year 2024, there were 8,611 student emergency assistance requests for housing totaling \$11,031,442. Colleges funded 2,099 student requests totaling \$1,756,713 – about 16% of the total requested – leaving \$9,274,729 in requests unfunded.
- The transportation category includes essential travel expenses related to education and most often includes public transportation, gas, and auto repair costs. Transportation was the second most requested emergency need in fiscal year 2024. There were 6,604 requests for transportation assistance totaling \$3,498,608. Colleges funded 1,875 student requests totaling \$780,518 – about 22% of the total sought – leaving \$2,718,090 in requests unfunded.
- The food category addresses vital food or nutritional-related expenses. Food was the third most requested category. In fiscal year 2024, there were 5,342 requests for food assistance totaling \$2,317,451. Colleges funded 1,175 student food requests totaling \$283,813 – about 12% of the total requests – leaving \$2,033,638 in requests unfunded.

Students attending community and technical colleges in Washington face significant housing, transportation, and food security challenges. Institutions are working diligently to provide immediate and equitable access to resources that address students' basic needs. However, the gap between emergent needs and available resources persists, preventing some students from focusing on continuing their education.

Emergency Assistance for Washington State Community and Technical College Students

Washington community and technical college students

During the 2023-24 academic year, 290,140 students were enrolled in Washington’s community and technical colleges. Among these students, 8% reported having children or other dependents, and 50% were 25 or older. Additionally, 50% identified as female, and 53% who reported demographic information were students of color. Of this population, 31% were historically under-represented students of color. During this same year, 100,405 students (35%), enrolled in an aid-eligible program also received need-based aid. Recent aid data shows that 15,299 Washington community and technical college students received support from one or more of the following student support programs: Basic Food and Employment Training (BFET), Early Achievers Grant (EAG), Opportunity Grant (OG), Passport for Foster Youth Promise Program, TRIO, WorkFirst, or Worker Retraining (WRT).

Washington community and technical college students’ basic needs insecurity

Basic needs insecurity among students at Washington community and technical colleges is well documented in the Washington Student Achievement Council’s (WSAC) 2025 report, *Basic Needs Security Among Washington College Students*.¹ According to this report, over half (53.4%) of community and technical college students experienced food or housing insecurity, including homelessness, up from 50.7% in 2022. Specific populations, particularly American Indian/Alaska Native and Pacific Islander/Native Hawaiian students, faced these challenges at even higher rates than others. Former homeless and foster care youth reported the highest rates of insecurity, at 88.4% and 84.4%, respectively. These vulnerable populations encounter significant basic needs insecurities that impede their educational progress.

Additionally, WSAC’s brief, *Cost of Attendance Gap: The Myth of Full Ride Financial Aid* ² highlights that there are considerable unmet financial needs for students from low-income backgrounds. For community college students living independently, the gap between their actual need and the full financial aid package can reach up to \$14,054. Non-tuition costs, such as housing, food, and transportation, constitute the largest portion of this unmet need. These students are most impacted by an unforeseen expense can impede their academic progress.

In 2023, the Washington Legislature enacted SSHB 1559, which mandates higher education institutions to establish a Benefits Navigator position. This role is designed to assist students in accessing vital resources such as public benefits and emergency assistance. Additionally, institutions were required to develop a Hunger-Free and Basic Needs Campus Strategic Plan in 2024. SSHB 1559 also introduced a three-year pilot program to provide free and low-cost meal plans or food vouchers to eligible low-income students at four community and technical colleges:

¹ Washington Student Achievement Council: [Basic Needs Security Among Washington College Students, January 2025](#)

² Washington Student Achievement Council: [Cost of Attendance Gap: Myth of Full Ride Financial Aid, March, 2023](#).

Columbia Basin College, Everett Community College, Grays Harbor College, and Walla Walla Community College.

Combined with other support programs such as the Early Achievers Grant, Supporting Students Experiencing Homelessness, and the Passport for Foster Youth Program, the implementation of SSHB 1559 marks a significant enhancement to the safety net for addressing students' fundamental needs. The SEAG program adds another layer of security for students who face emergency expenses while in school. However, the many unfunded student emergency requests recorded during the fiscal year 2024 highlight the urgent need for additional support mechanisms.

Requested and awarded funding for fiscal year 2024

The following data charts illustrate outcomes based on the latest available student data, highlighting key trends.

Chart 1: Student emergency requests funded by fiscal year.

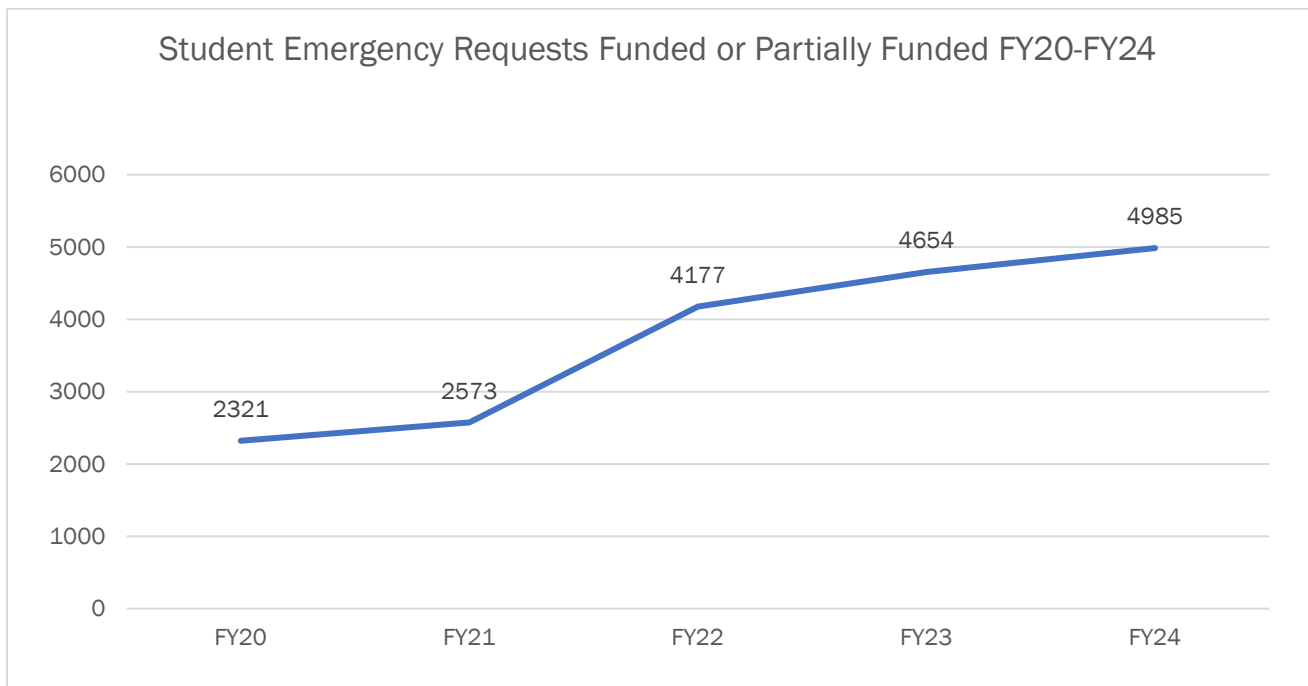


Chart 1 illustrates that in fiscal year 2020, 2,321 student requests received funding through SEAG. This number rose markedly to 4,985 funded requests by fiscal year 2024. Note the original SEAG pilot expanded from 16 to 27 colleges in fiscal year 2022. Even with the additional colleges added to the program and after the COVID-19 pandemic, SEAG saw an increase of over 7% in funded requests in fiscal year 2024. These numbers also include partially-funded awards.

In fiscal year 2024, colleges received emergency assistance requests from 14,347 individual students. Of these requests, they were able to fund 35% (4,985). A significant number of requests received only partial funding. The primary reasons cited by colleges for partial or no funding were insufficient SEAG funding, lack of additional capacity within students' financial aid award packages, and access to alternative funding sources.

Chart 2: Sum of FY24 funds requested compared to funds awarded (2023-24 academic year).

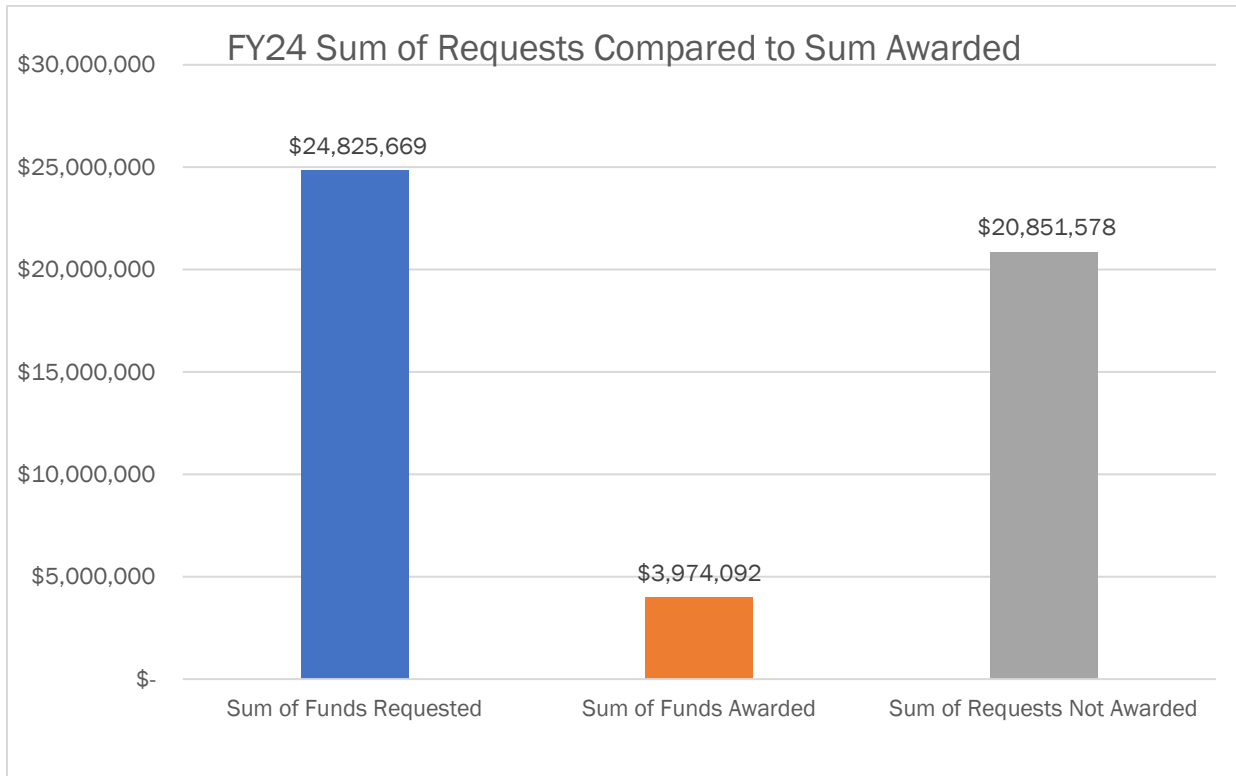


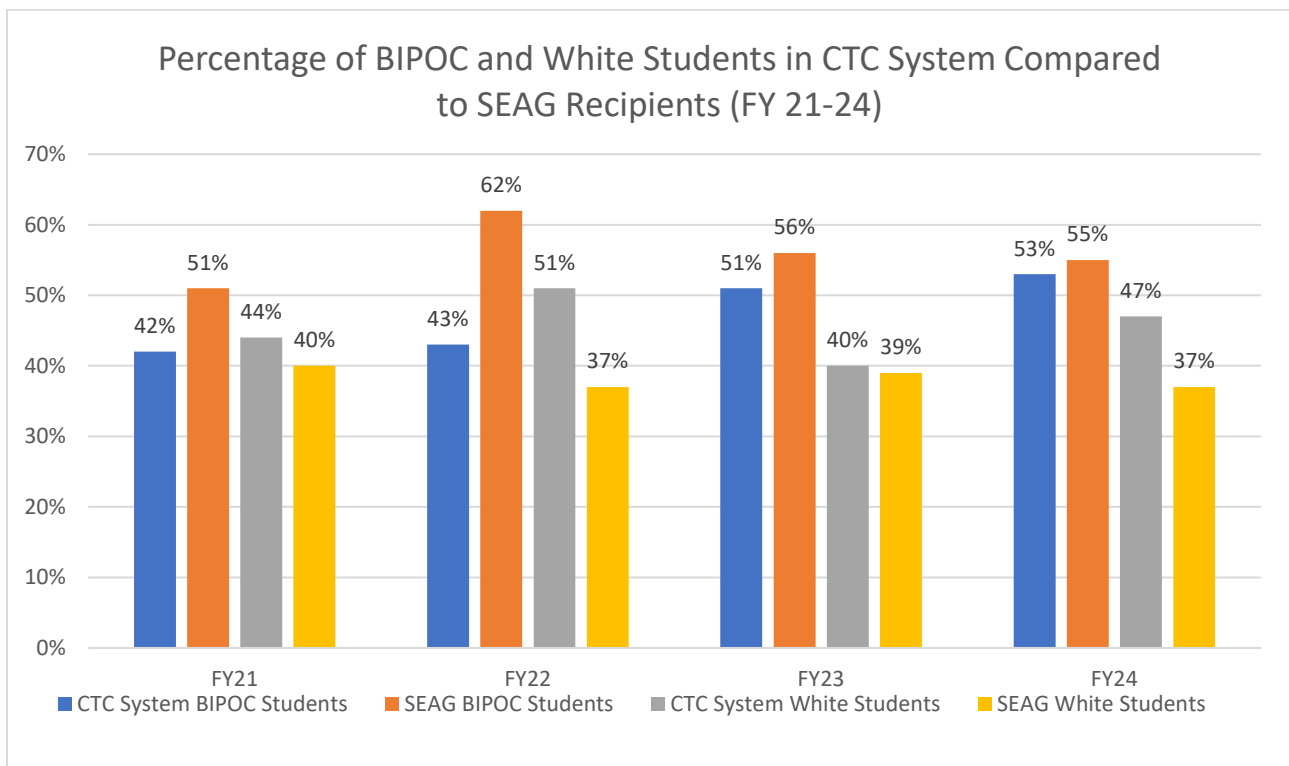
Chart 2 illustrates the total SEAG dollar amounts requested, funded, and the remaining unfunded amounts. In fiscal year 2024, the total value of unfunded emergency requests reached \$20.9 million. The extent of unfunded student emergency requests across the community and technical college system highlights a continuing student emergency need beyond available resources. While colleges reported utilizing other funding sources to bridge some gaps temporarily, these alternative funding options are also limited. Consequently, college staff are often faced with difficult decisions regarding the denial of emergency funds or the partial funding of student requests. This situation further perpetuates the cycle of student poverty.

"This funding absolutely made it more possible for me to be able to continue my nursing education this quarter at BTC. Without it we would have been drowning and my attention to my studies would have been hindered gravely." – Student

Recipient demographics

As cited earlier in this report, WSAC’s 2025 report on students’ basic needs showed that American Indian/Alaska Native and Pacific Islander/Native Hawaiian students were impacted by basic needs insecurity at higher rates than students of other races and ethnicities.³ In fiscal year 2024, SEAG student recipients who identified as BIPOC were 55% of students served by SEAG aid, while BIPOC students who reported demographic information are 53% of the general student population. Chart 5 shows a persistent elevation in the percentage of BIPOC students in fiscal years 2021-2024 who received SEAG funding as compared to the overall percentage of students in the community and technical college system.

Chart 5: Percentage of BIPOC and White student populations compared to the percentage of those students served through SEAG grants



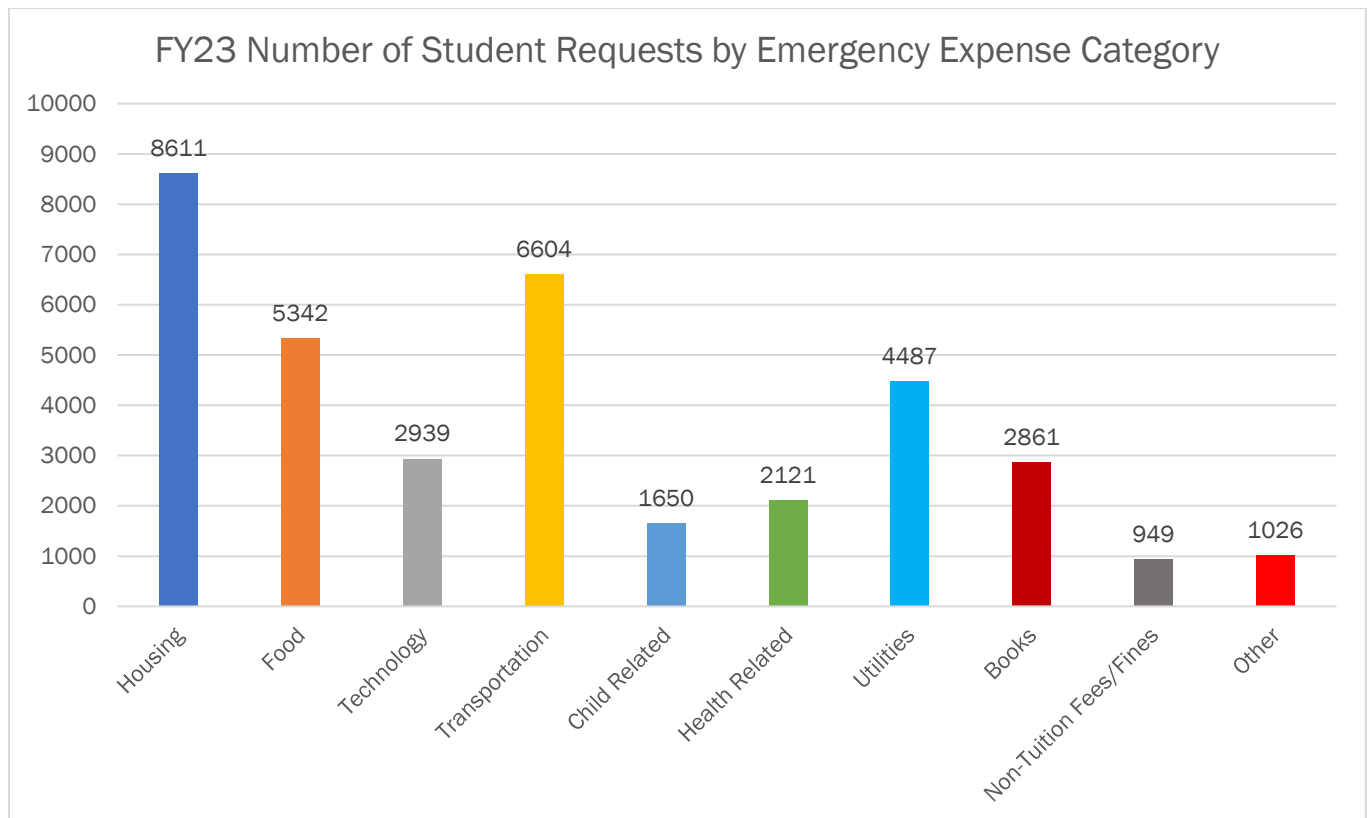
The SEAG program provides colleges with a low-barrier, rapid-response resource to respond to student needs. Data from participating colleges shows the program is utilized by those identified as having the greatest likelihood of an emergency expense impacting college progression.

³ Washington Student Achievement Council: [Basic Needs Security Among Washington College Students, January 2023](#).

Types of Emergency Assistance Requested and Additional Student Needs

Chart 6 below shows the total number of SEAG requests listed by category. Housing was the most requested emergency fund category, followed by transportation and food.

Chart 6: FY24 number of SEAG student requests by category



As shown in Chart 7, below, housing continued to have the largest dollar amounts requested compared to the other SEAG expense categories for emergency assistance in fiscal year 2023.

Chart 7: FY24 SEAG amount requested per expense category

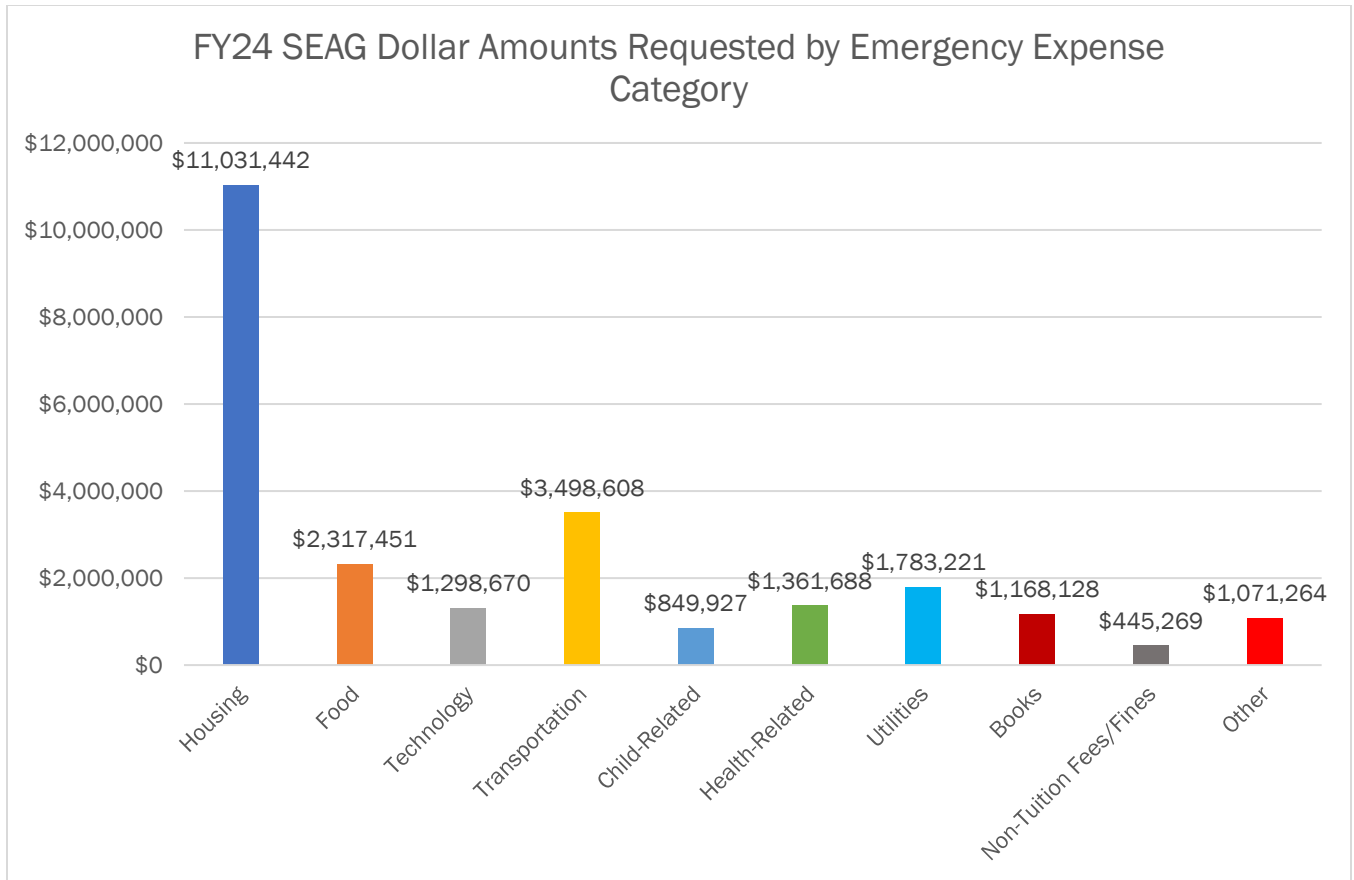


Chart 7 also shows that the housing expense category accounts for 44% of the total funding requested. This data suggests that continued investment in student housing support is necessary for students to persist through their educational goals. This has been seen year over year as the highest dollar emergency fund request trend.

“The support received allowed me to pay my rent which keeps housing for my three children and myself. Having a secure roof over our heads is always my main priority and the help is much appreciated.”— Student

Students often encounter a variety of emergent needs, seldom experiencing just one in isolation. To help identify these additional needs, college emergency assistance applications include a section where students can indicate other needs and describe their circumstances alongside their primary concern. By recognizing the full spectrum of student emergency needs, colleges can more effectively support students in addressing multiple challenges.

“Thank you so much for the emergency funding. I cannot possibly tell you how difficult it had been to attend the welding program without functional plumbing at home” — Student

Colleges reported they learned about outstanding emergent needs through their 10- and 45-day follow-ups with students after fund disbursement. For the sake of accurate reporting, these additional emergency needs were carefully tracked through the college emergency fund application process, categorized as “additional need.” This approach not only ensures that no student is left behind but also highlights institutional commitment to addressing every challenge faced by its students.

SEAG expense categories

SEAG expense categories are described below.

Housing

The housing category represents expenses related to student housing or shelter and addresses situations where students face the risk of their housing due to foreclosure, eviction, or loss of resources to remain housed. In fiscal year 2024, there were 8,611 student emergency assistance requests for housing, totaling \$11,031,442. Colleges funded 2,099 student requests totaling \$1,756,713 – approximately 16% of the total requested. This leaves a substantial \$9,274,729 in unfunded requests, highlighting a significant and ongoing need for housing support in the community and technical college system.

Transportation

The transportation category represents all travel expenses associated with education. This typically includes costs for public transportation, fuel, and auto repairs. Transportation was the second most requested category in fiscal year 2024. There were a total of 6,604 requests for transportation assistance, amounting to \$3,498,608. Colleges fulfilled 1,875 student requests totaling \$780,518 – approximately 22% of the requests – leaving \$2,718,090 in unfunded requests.

Food

The food category encompasses all expenses related to food and nutrition. It ranked as the third most requested category. In fiscal year 2024, there were 5,342 requests for food assistance totaling \$2,317,451. Colleges funded 1,175 student food requests totaling \$283,813 – about 12% of the total requested – which left \$2,033,638 in unfunded requests.

Utilities

The utilities category reflects any expense related to electricity, water, sewer, or garbage services. This category is the fourth largest student emergency need. In fiscal year 2024, there were 4,487 student emergency fund requests for utilities totaling \$1,783,221. Colleges were able to fund 911 student requests totaling \$244,785 – about 14% of the total amount – leaving \$1,538,436 in requests unfunded.

Technology

The technology category represents all expenses related to technology related to attending classes. Examples include items such as computers, cell phones, Wi-Fi connection and devices, printer, headphones, and various cables and cords. In fiscal year 2024, there were 2,939 student emergency requests for technology totaling \$1,298,670. Colleges fulfilled 772 requests totaling \$287,069 – about 22% of the total amount – which left \$1,011,601 in unfunded requests.

Child-related

The child-related category refers to any child-related expense to include childcare provider payments, emergency care or child healthcare. In fiscal year 2024, there were 1,650 requests for emergency child-related assistance totaling \$849,927. Colleges were able to fund 358 student requests totaling \$147,067 – about 17% of the total amount – leaving \$702,860 in requests unfunded.

Health-related

The health-related category reflects any health-related expense or bills including medical, dental or vision. In fiscal year 2024, there were 2,121 requests totaling \$1,361,688. Colleges were able to fund 642 student requests totaling \$244,785 – about 18% of the total amount – leaving \$1,116,903 in requests unfunded.

Books

The book category refers to any printed and online books, access codes, study and exam costs, and other course materials to include tools and supplies. This applies only when all other funding sources have been exhausted. In fiscal year 2024 there were 5,034 student emergency fund requests for books totaling \$1,938,317. The colleges were able to fund 369 student requests totaling \$115,187 in book emergency fund requests – about 8% of the total amount – leaving \$1,782,979 in requests unfunded.

Fees and fines (non-tuition related)

The fees and fines category refers to any non-tuition-related fees and fines that create a barrier to the student continuing in courses. This category includes non-utility or non-housing related bills or debts. In fiscal year 2023 there were 949 student emergency fund requests for non-tuition related fees and fines, totaling \$445,269. The colleges were able to fund 209 requests totaling \$63,055 – about 14% of the total amount – leaving \$382,214 in requests unfunded.

Other

The “other” category is a category used by colleges to collect data on any emergency expenses that did not fit into the defined expense categories. These expenses include non-utility bills or debt, non-child family expenses, hygiene and clothing, and tuition. Student requests in the “other” category were mainly for tuition. Tuition is not an allowable SEAG expense. In fiscal year 2024, the system fielded 1,026 emergency requests totaling \$1,071,264. The college system funded no student requests in the “other” category, leaving \$1,071,264 requests unfunded.

Understanding reasons requests were not funded

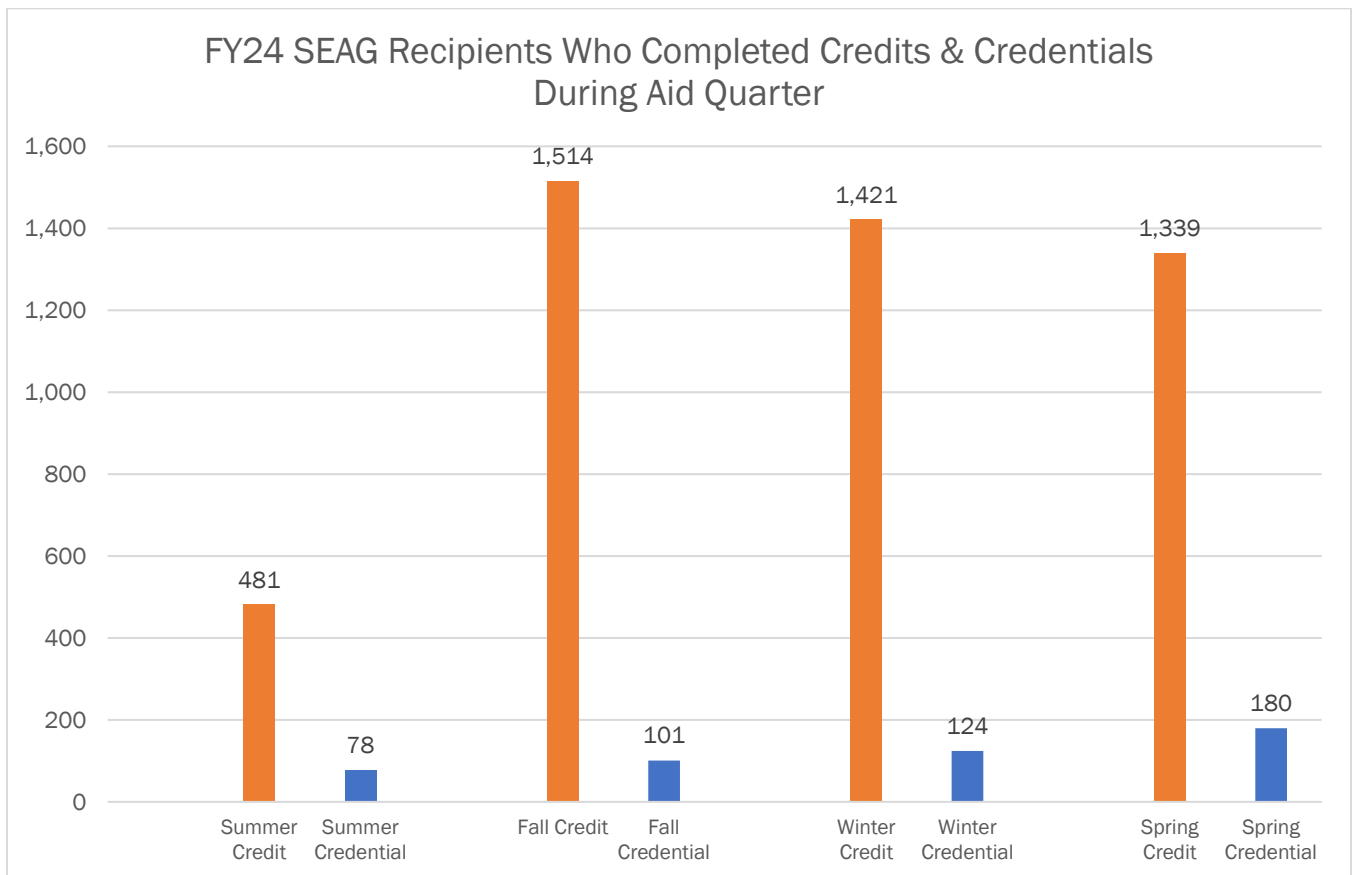
Community and technical colleges experienced challenges in fully addressing all student emergency requests. According to the participating colleges, the primary reasons for not fully funding these requests were a lack of SEAG funding and financial aid restraints caused by having no unmet need in a student’s financial aid award. Out of 14,347 student emergency requests, 35% (4,985) were funded through SEAG funds. Many requests were either denied or partially funded due to regulations concerning unmet need in financial aid. Financial aid is influenced by the cost of attendance, which determines the available funding within a student's award for disbursing emergency funds. Requests that went unfunded were often supported, in part, through alternative funding sources.

"Emergency grant was able to assist me to resolving my car issue so I was able to complete my in-person class for this quarter and getting me to my medical appointments so I can continue my enrollment in future quarters." – Student

Student Outcomes and Successes

Chart 3 shows the number of SEAG recipients who completed credits and credentials during the quarter in which they received assistance. Fall and winter quarters had the highest number of credits completed and credentials earned by SEAG recipients. Additionally, 90% of students completed the credits they attempted in the same quarter in which they received SEAG aid.

Chart 3: FY24 SEAG recipients who completed credits and credentials in the quarter in which they received SEAG aid (2023-24 academic year).

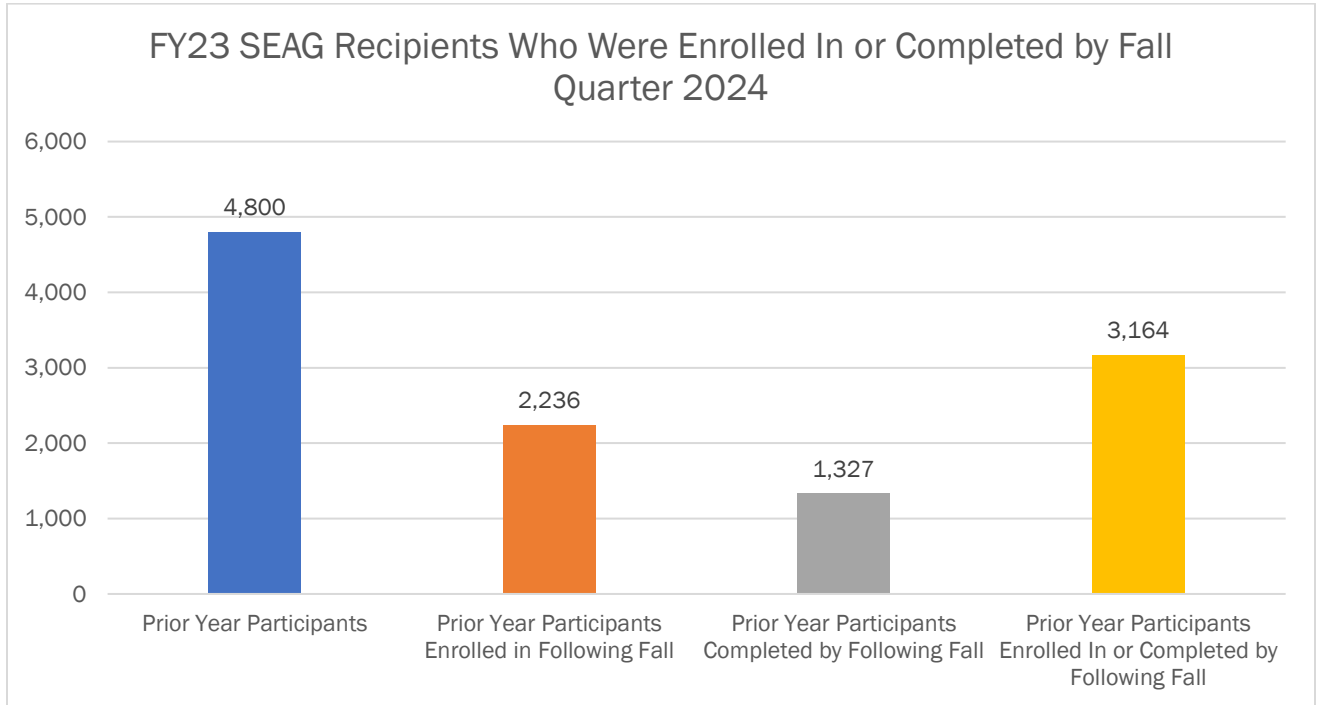


"The funds positively impacted me by providing me with some much-needed financial assistance during a difficult time. It helped me cover essential expenses and gave me some peace of mind knowing that I had some support." – Student

Chart 4 illustrates students who received SEAG funding during the fiscal year 2023 who persisted or completed by the fall quarter of 2024. Consistent, ongoing funding from the SEAG program has allowed colleges to structure their support services alongside direct monetary assistance to

students. With 66% of FY 23 SEAG recipients continuing to persist or complete their credentials by fall 2024 compared to 60% of first-time entering students being retained from fall 2023 to fall 2024, the SEAG program demonstrates its impact on mitigating unforeseen financial emergencies and their potential negative impact on student progression.

Chart 4: FY23 SEAG recipients who were enrolled in or completed by fall quarter 2024



SEAG Program Award Process

Colleges established a general and targeted outreach framework for SEAG, ensuring low-barrier access for students requesting emergency assistance. The SEAG program delivery model mandates that colleges identify students experiencing financial emergencies, implement an accessible and straightforward emergency assistance request process, create an equitable review and decision-making process for these requests, communicate timely notifications regarding decisions, ensure prompt disbursement of SEAG funds, and establish a follow-up system to gather student feedback on the resolution of their emergent needs. Additionally, colleges are required to conduct personalized follow-ups and offer referrals.

The SEAG program evaluation is an essential operational process that helps college staff evaluate and make mid-course corrections when necessary. In fiscal year 2024, colleges identified gaps through the grant summative and formative evaluation process. They implemented measures to ensure a continuity of operations for the SEAG program and improve students' access to the grants.

Outreach

Colleges expanded their outreach using a variety of targeted outreach approaches including social media, texting, newsletters, websites, Canvas, syllabi, College 101 classes, staff signature lines with links to applications, and on-campus resources. Colleges also spread the word about the SEAG

program using bookmarks, tabling events, emails, in-classroom presentations, and by and staffing Sunday markets. All college websites provide a centralized location for students to find SEAG information about access points and links to online applications.

In addition to offering online access, colleges have in-person funding teams dedicated to supporting at-risk students who need emergency assistance. The teams provide information on basic needs access and program eligibility, answer questions, and help students fill out low-barrier emergency fund applications. Colleges have standardized their online applications to meet accessibility needs. Additionally, some colleges have identified the need to scale up emergency assistance outreach to first-generation, limited English speakers, and refugee students and to include translation and interpretation services.

Accessible and low-barrier request process

SEAG colleges adopt an inclusive and streamlined approach to the application process, removing the requirement for additional documentation regarding student needs beyond the application itself. Institutions are encouraged to trust students. Funding teams focus on identifying students' basic necessities and assisting them in completing low-barrier emergency assistance applications. They review applications and prioritize needs across additional funding sources to deliver comprehensive support. Colleges provide online and in-person assistance, enabling students to submit emergency assistance applications through either method.

Equitable review and decision process

Colleges have set up centralized application processes for vetting emergency fund requests and established priority funding models with specific criteria. These models assess the possibility of providing full or partial funding and consider additional emergency assistance from other sources, such as other grants and off-campus resources, to support as many students as possible with urgent needs. Funding requests are prioritized in various ways, such as limiting the amounts and the number of quarters a student can apply for funds. This is necessary due to limited SEAG funding and high demand. As a result, many requests are denied, partially funded, or unfunded.

Efficient disbursement and timely notification

Most colleges disburse funds directly to students' BankMobile accounts or send the students gift cards or checks for a quick turnaround time. There is an option to submit emergency assistance funds via third party or voucher payments, however, the processing time on campus can take longer for voucher payments. Colleges continue to refine their awarding and disbursement processes to reduce processing time. Challenges still exist related to financial aid review; however colleges have been improving in their ability to review and disburse assistance within the four-day requirement. When delays for disbursements are related to setting up new BankMobile accounts or other reasons, some colleges have provided immediate gift cards with partial funding so students can meet their most emergent needs. The remainder of the funds are then disbursed a few days later to meet the four-day turnaround requirement.

Follow up assessment and evaluation findings

In addition to the requirement for a four-day turnaround, colleges engage with students at various stages and intervals. These interactions allow college staff to determine when additional referrals to

on- and off-campus resources are necessary for students seeking additional support. Colleges frequently check in through emails and surveys to evaluate whether students' needs have been fully met and if further assistance is required. Student feedback has also been instrumental in facilitating mid-course adjustments, such as the revision and simplification of applications and eligibility requirements.

In some cases, colleges discovered through post-disbursement follow-ups that students' emergent needs were not always fully addressed and that there were often multiple urgent needs beyond the initial request for SEAG funds. In response, colleges have revised their centralized application system to encompass all SEAG funding categories, encouraging students to disclose various emergent needs. This new infrastructure alleviates the burden on students, reducing the need to submit multiple applications for different funding sources and to repeatedly share their personal stories.

Conclusion

Five years after the inception of the Student Emergency Assistance Grant, the data for fiscal year 2024 highlights a continued urgency for students in our community and technical colleges. During fiscal year 2024, colleges received student emergency assistance requests that far exceeded available resources. They were able to assist 4,985 students out of a total of 14,347 requests, representing a 7.1% increase in the number of students served compared to the previous year.

Many colleges made adjustments to their operations based on valuable student feedback to improve the processing time and disbursement of Student Emergency Assistance Grant (SEAG) funds. Overall, the community and technical college system successfully administered SEAG funds for fiscal year 2024 and also connected students with additional resources. In a post-pandemic environment, colleges have implemented support systems to address students' basic needs better. Additional programs have been introduced to address gaps in basic needs funding, such as the Basic Needs Navigator position at campuses, providing a single point of contact for students to access various resources, including public benefits. The SEAG program remains a valuable tool in addition to other state, federal, and local funding sources for colleges as they address student needs locally.

“I am beyond words humbled by the generosity of programs like this that make all the difference in the world and help to fill the gaps in the face of a struggling economy. I'm on a small fixed income and I'm just beaming with gratitude and humbled by this grant. Thank you so very much for all of the assistance because it helps take the stress away when you're in a financial pinch.” — Student

College data shows the requests for emergency assistance is far more than the available SEAG funding can support. Throughout the 2023-24 academic year, colleges worked diligently to address students' emergency financial needs but were only able to fulfill 35% of the requests, due to a lack of funding. The steady number of emergency funding requests and nearly \$20.9 million in unfunded requests highlight the substantial need among Washington's community and technical college students, emphasizing the importance of programs like SEAG. SEAG funding is a vital source of support for students and plays a key role in achieving Washington's goal of having 70% of adults earn a credential beyond high school.

Appendix A: FY 24 College Allocation Funding

Twenty-seven colleges applied for and received SEAG funding for FY 2024. Funding amounts listed below are for July 1, 2023 through June 30, 2024.

College	Funding
Bates Technical College	\$178,235.00
Bellevue College	\$178,235.00
Bellingham Technical College	\$178,235.00
Centralia College	\$178,032.00
Clark College	\$178,235.00
Clover Park Technical College	\$172,200.00
Columbia Basin College	\$178,235.00
Edmonds College	\$172,000.00
Everett Community College	\$178,035.00
Grays Harbor College	\$178,235.00
Green River College	\$178,235.00
Highline College	\$172,200.00
Lake Washington Institute of Technology	\$178,254.00
Lower Columbia College	\$178,034.00
Olympic College	\$171,200.00
Peninsula College	\$178,235.00
Pierce College District*	\$350,034.00
Renton Technical College	\$178,235.00
Seattle Central College	\$178,235.00
North Seattle College	\$172,200.00
South Seattle College	\$178,234.00
Skagit Valley College	\$178,034.00
South Puget Sound Community College	\$178,234.00
Spokane Community College	\$178,234.00
Tacoma Community College	\$172,000.00
Walla Walla Community College	\$118,225.00
Totals	\$4,707,500.00

* Pierce College District includes Pierce College Fort Steilacoom and Pierce College Puyallup within a single district budget



[CC BY 4.0](https://creativecommons.org/licenses/by/4.0/), unless otherwise noted.

Washington State Board for Community and Technical Colleges