

Direct practices in Washington state

Annual report to the Legislature
Dec. 1, 2022

Mike Kreidler, *Insurance Commissioner*
www.insurance.wa.gov

Table of Contents

- Executive summary 3**
 - Participation trends in fiscal year 2022 3
- Background 5**
 - Annual reports 5
 - Definition of direct practices in Washington state 6
- 2022 direct practice information 7**
 - Data from the annual statements 7
 - Table 1: Data summary 7
 - Locations 14
 - Participation in fiscal year 2022 16
 - Fees in fiscal year 2022 185
 - Affordability of direct practices 20
 - Table 2: Changes in practice average monthly fees over time. 20
 - Direct practices and the insurance market 19
 - Direct practice declined and discontinued patients 231
- How direct practices evolved 25**
 - Federal health care reform 25
 - Washington state’s Exchange legislation 26
- The future of direct practices 27**
 - How do direct practices operate under the ACA? 27
 - How does the ACA affect consumers who have existing direct practice agreements? 27
 - Does federal health care reform bar direct practice arrangements from operating outside the Exchange? 28
- Recommendations for legislative modifications 28**
- APPENDIX A: Annual statement form 29**
- APPENDIX B: Websites and addresses for Direct Practices 33**
- APPENDIX C: Voluntary information statistics 37**

Executive summary

The annual direct practice report to the Legislature highlights trends of participation and complaints within the direct practice primary care model. They are intended to provide extensions of coverage options and alternative medical homes. The Office of the Insurance Commissioner (OIC) has limited oversight of direct practices. Direct practices are sometimes called “retainer” or “concierge” practices, or direct patient-provider primary care practices.

Direct practices were authorized by the Washington state Legislature through a law enacted in 2007 Engrossed Second Substitute Senate Bill 5958, codified as [Revised Code of Washington \(RCW\) 48.150](#). No insurance plan is involved unless a patient has separate insurance coverage for more costly medical services. A set monthly fee is charged for all primary care services, regardless of the number of visits or care provided. RCW 48.150.010(8) defines “primary care services” as routine health care services, including screening, assessment, diagnosis, and treatment for the purpose of promotion of health, and detection and management of disease or injury.

There are 56 direct practices registered in Washington, a net increase of four in the last year. Out of all Washington residents, 0.31% are enrolled with a direct practice, a 6.3% increase from 2021. The OIC is required to annually report to the Legislature “participation trends, complaints received, voluntary data reported by the direct practices and any necessary modifications to this chapter.”

The 2022 direct practices annual report analyzes the last three fiscal years of annual statements submitted to OIC by direct practices:

- **Fiscal Year 2022:** July 1, 2021 through June 30, 2022
- **Fiscal Year 2021:** July 1, 2020 through June 30, 2021
- **Fiscal Year 2020:** July 1, 2019 through June 30, 2020

Participation trends in fiscal year 2022

- There were 23,782 direct practice patients out of approximately 7.7 million Washington state residents*, or 0.31 percent of the population.
- **Increase in overall patient participation:** Total participants increased by 1,412, or 6.3 percent, from 22,370 participants in fiscal year 2021 to 23,782 in fiscal year 2022.
- **Increase in the number of practices registered with the OIC:** Total registrations increased by four, from 52 in 2021 to 56 in 2022. Seven new direct practices reported to the OIC, and three direct practices closed.
- **Change to direct practice fees:** From fiscal year 2020 to fiscal year 2021:
 - Eleven direct practices reported they did not change their fees.
 - Ten direct practices reported decreased fees.

* As reported by the U.S. Census Bureau. Exact population figure: 7,738,692

- Twenty-eight direct practices reported increased fees.
- The seven new direct practices have no fee history prior to 2021.
- **Zero complaints received:** The OIC did not receive any complaints about direct patient practices in the past year.

OIC has limited oversight of direct practices. The agency registers the practices and collects the information to produce the annual legislative report. Much of the data collected is voluntary, beyond the registration and renewal requirements. If the Legislature is interested in more comprehensive data collection, the OIC needs additional authority.

Background

In 2007, the Washington state Legislature enacted a law to encourage innovative arrangements between patients and providers and to promote access to medical care for all citizens. Engrossed Substitute Senate Bill (ESSB) 5958, also known as the direct patient-provider primary health care bill, is codified in [RCW Chapter 48.150](#).

Prior to the passage of this law, direct care providers were subject to the state law for health care service contractors. However, due to the limited nature of the business model, the Legislature recognized that imposing the full scope of regulation was not practical for the limited number of direct care providers.

Under the 2007 law, registered direct practices operate within the safe harbor created by RCW 48.150 and are not insurers, health carriers, health care service contractors or health maintenance organizations as defined in RCW Title 48. As such, they operate without having to meet certain responsibilities required for insurers, including but not limited to financial solvency, capital maintenance, market conduct, and reserve and filing requirements. As a result, the OIC's regulatory authority over registered direct practices is extremely limited.

During the 2014 legislative session, the Legislature passed ESSB 1480 which amends RCW 48.150.040 to allow direct practices to dispense an initial supply of generic prescription drugs if the supply does not exceed 30 days and does not involve an additional cost to the patient.

The OIC's regulatory role with direct practices is limited to the oversight of their registration and the review of their annual statements. The OIC reports this information annually to the Legislature. The Legislature did not give the OIC specific rulemaking authority over direct practices. However, the OIC has the authority to tell direct practice clinics how to submit statements, the format for submitting statements and what data to include.

Annual reports

Required direct practices annual statements include:

- The number of providers in each practice.
- The total number of patients served.
- The average direct practice fee.
- Names of direct practice providers.
- Business addresses.

The OIC's annual report to the Legislature must include:

- Participation trends.
- Complaints the OIC has received.
- Voluntary data reported by direct practices.
- Any modifications to the chapter the OIC recommends as necessary.

Definition of direct practices in Washington state

Direct patient-provider primary care practices (direct practices) also are sometimes called “retainer” or “concierge” practices. Washington state defines direct practices in RCW 48.150.010 as a provider that:

- Charges a monthly fee for providing primary care services.
- Offers only primary care services.
- Enters into a written agreement with patients describing the services and fees.
- Does not bill insurance for any of the patient’s primary care services.

A direct practice is a model of care in which physicians charge a predetermined, fixed monthly fee to patients for all primary care services provided in their offices, regardless of the number of visits or care provided. RCW 48.150.010(8) defines “primary care services” as routine health care services, including screening, assessment, diagnosis, and treatment for the purpose of promotion of health, and detection and management of disease or injury.

Direct practices cannot sell to employer groups.

In 2009, the Legislature made minor modifications to the original legislation. Direct practices may now accept direct fees paid by an employer on behalf of an employee who is a patient. However, the law still prohibits employers from entering into coverage agreements with direct practices.

Physicians who provide direct care say they serve fewer patients than conventional practices but give patients more time during office visits to ask questions and receive explanations of medical care. Some direct practices offer additional services, such as same-day appointments, extended business hours, home visits and 24-hour emergency physician availability.

Direct practices do not provide comprehensive coverage. Under RCW 48.150.010(4)(d), direct practice services must not include hospitalization, major surgery, dialysis, high-level radiology, rehabilitation services, procedures requiring general anesthesia, more than an initial 30-day supply of prescription drugs or similar advanced procedures, services, or supplies. RCW 48.150.110(1) requires direct practice agreements to contain this disclaimer: “This agreement does not provide comprehensive health insurance coverage. It provides only the health care services specifically described.”

2022 direct practice information

In October 2007, direct practices began filing annual statements with the OIC. Direct practices file a statement with the OIC to register and then annually submit a statement as a condition to continuing to offer direct practice services. Information for prior years is available in past reports[†] on the OIC's website.

Data from the annual statements

This report compares data from three fiscal years of annual statements:

- **Fiscal year 2022:** July 1, 2021 – June 30, 2022
- **Fiscal year 2021:** July 1, 2020– June 30, 2021
- **Fiscal year 2020:** July 1, 2019– June 30, 2020

The following chart summarizes data that the OIC collected in fiscal year 2022

Table 1: Data Summary

Direct practice name	County	# of patients FY 2020	# of patients FY 2021	# of patients FY 2022	Change in enrollment	Monthly fee FY 2020	Monthly fee FY 2021	Monthly fee FY 2022	Change in fees
Anchor Medical Clinic	Island	50	63	50	-13	\$200.00	\$200.00	\$200.00	\$0.00
Assurance Healthcare & Counseling Center, LLC	Yakima	1842	2045	2158	113	\$70.00	\$75.00	\$77.00	\$2.00

[†] Link to past reports: <https://www.insurance.wa.gov/legislative-and-commissioner-reports>

Direct practice name	County	# of patients FY 2020	# of patients FY 2021	# of patients FY 2022	Change in enrollment	Monthly fee FY 2020	Monthly fee FY 2021	Monthly fee FY 2022	Change in fees
Bellevue Medical Partners PLLC	King	580	570	590	20	\$180.00	\$185.00	\$215.00	\$30.00
Bjurstrom & Lee, PLLP	King	196	192	201	9	\$1,172.91	\$1,169.27	\$1,167.00	(\$2.27)
Capitol Hill Medical	King		25	54	29	New report in 2021	\$141.00	\$119.00	(\$22.00)
Care Medical Associates, PLLC	King	292	287	276	-11	\$129.00	\$130.00	\$150.00	\$20.00
ChymiyattymdLLC	Kitsap	160	145	124	-21	\$50.00	\$50.00	\$58.00	\$ 8.00
COHO MEDICAL GROUP PLLC	King	151	161	197	36	\$79.00	\$79.00	\$80.00	\$1.00
Destiny Direct Primary Care and Wellness Center, PLLC	Pierce	New report in 2021	169	266	97	New report in 2021	\$72.00	\$87.50	\$15.50
Direct Care Clinics US PC	Clark	500	430	350	-80	\$60.00	\$60.00	\$68.00	\$8.00
Direct Primary Care	Spokane	New report in 2021	594	818	224	New report in 2021	\$55.00	\$55.00	\$0.00

Direct practice name	County	# of patients FY 2020	# of patients FY 2021	# of patients FY 2022	Change in enrollment	Monthly fee FY 2020	Monthly fee FY 2021	Monthly fee FY 2022	Change in fees
Docere Integrated Medicine	King	New report in 2021	450	500	50	New report in 2021	\$179.00	\$159.00	(\$20.00)
Edmonds Health Clinic	Snohomish	56	52	66	14	\$95.00	\$95.00	\$95.00	\$0.00
CompassDirect Healthcare	Kittitas	1192	1109	1368	259	\$50.00	\$57.00	\$57.00	\$0.00
Equinox Primary Care PLLC	King	New report in 2021	425	410	-15	New report in 2021	\$75.00	\$96.25	\$21.25
Everside Health	Pierce	2100	852	108	-744	\$60.00	\$60.00	\$69.00	\$9.00
Family and Wellness Medicine LLC	King	18	21	17	-4	\$100.00	\$ 100.00	\$100.00	\$0.00
Family Care Spokane	Spokane	100	67	41	-26	\$108.31	\$75.00	\$75.00	\$0.00
Thrive Direct Health Care	Skagit	220	260	370	110	\$55.00	\$60.00	\$75.00	\$15.00
GoodMed Direct Primary Care	King	328	322	332	10	\$59.00	\$59.59	\$60.00	\$0.41
Heritage Family Medicine	Thurston	29	29	29	0	\$70.00	\$65.52	\$65.34	(\$0.18)

Direct practice name	County	# of patients FY 2020	# of patients FY 2021	# of patients FY 2022	Change in enrollment	Monthly fee FY 2020	Monthly fee FY 2021	Monthly fee FY 2022	Change in fees
James and Lacambra PLLC	King	650	936	782	-154	\$235.00	\$229.00	\$255.00	\$26.00
Jared M. Hendler, M.D. PLLC	Kitsap	88	84	82	-2	\$235.00	\$243.42	\$266.19	\$22.77
Lissa Lubinski MD PLLC	Clallam	222	250	303	53	\$60.00	\$75.00	\$53.00	(\$22.00)
Main Street Family Medicine PLLC	Clark	New report in 2021	945	1057	112	New report in 2021	\$55.00	\$75.00	\$20.00
Manette Clinic a Professional Service Corporation	Kitsap	876	922	899	-23	\$62.00	\$86.00	\$81.00	(\$5.00)
MB2K, LLC	King	2	2	2	0	\$60.00	\$60.00	\$120.00	\$60.00
NFB PLLC	King	New report in 2021	267	476	209	New report in 2021	\$78.00	\$85.00	\$7.00
Nurture Well Center	King	New report in 2021	90	100	10	New report in 2021	\$100.00	\$145.00	\$45.00
Olympic Medical Services	Thurston	839	884	881	-3	\$94.59	\$103.00	\$94.00	(\$9.00)

Direct practice name	County	# of patients FY 2020	# of patients FY 2021	# of patients FY 2022	Change in enrollment	Monthly fee FY 2020	Monthly fee FY 2021	Monthly fee FY 2022	Change in fees
Oodle Family medicine	King	130	140	180	40	\$50.00	\$60.00	\$60.00	\$0.00
Pacific Northwest Wellness Center, PLLC	Douglas	1179	1556	1774	218	\$55.00	\$59.00	\$63.00	\$4.00
Pier View Chiropractic, Inc PS	King	320	185	219	34	\$219.00	\$206.00	\$139.00	(\$67.00)
Snoqualmie Valley Hospital	King	119	74	41	-33	\$40.00	\$40.00	\$40.00	\$0.00
Quick Clinic	Lewis	1387	1486	1556	70	\$60.00	\$60.00	\$75.00	\$15.00
Revive Innovative Healthcare PLLC	Thurston	New report in 2021	38	68	30	New report in 2021	\$70.00	\$75.00	\$5.00
Ridgefield Family Medicine	Clark	0	0	16	16	\$50.00	\$ 50.00	\$60.00	\$10.00
Seattle Medical Associates	King	3136	3430	3349	-81	\$153.76	\$144.62	\$180.00	\$35.38
Sound Clinical Medicine, PS	Pierce	21	24	23	-1	\$49.00	\$50.00	\$65.00	\$15.00
Sound Medicine and Wellness	King	100	150	195	45	\$200.00	\$200.00	\$230.00	\$30.00

Direct practice name	County	# of patients FY 2020	# of patients FY 2021	# of patients FY 2022	Change in enrollment	Monthly fee FY 2020	Monthly fee FY 2021	Monthly fee FY 2022	Change in fees
Swedish Community Health Medical Home	King	35	35	45	10	\$55.00	\$55.00	\$55.00	\$0.00
Total Collision and Injury	Benton	20	14	11	-3	\$60.00	\$75.00	\$75.00	\$0.00
TransforMD Primary Care	Snohomish	43	58	39	-19	\$70.00	\$60.00	\$70.00	\$10.00
Urgent Medical Center	Clark	4	12	4	-8	\$60.00	\$60.00	\$50.00	(\$10.00)
Vigil Family Medicine PLLC	Pierce	New report in 2021	12	80	68	New report in 2021	\$75.00	\$75.00	\$0.00
Vincent Perkinson, PLLC	King	242	247	255	8	\$1,032.00	\$1,033.06	\$1,115.00	\$81.94
Vintage Direct Primary Care	Kitsap	1070	1036	1049	13	\$52.00	\$56.00	\$59.00	\$3.00
Waters Edge Family Practice & Wellness center	Island	234	211	195	-16	\$87.50	\$115.20	\$110.00	(\$5.20)
Wise Patient Internal Medicine, PLLC	King	712 or 363	744	621	-123	\$100.00	\$125.00	\$135.00	\$10.00

Direct practice name	County	# of patients FY 2020	# of patients FY 2021	# of patients FY 2022	Change in enrollment	Monthly fee FY 2020	Monthly fee FY 2021	Monthly fee FY 2022	Change in fees
DawnMDLLC	Whitman	New report in 2022	New report in 2022	270	New	New report in 2022	New report in 2022	\$58.00	New
Emerald City Health PLLC	King	New report in 2022	New report in 2022	186	New	New report in 2022	New report in 2022	\$1,252.00	New
Eventide Health PLLC	San Juan	New report in 2022	New report in 2022	562	New	New report in 2022	New report in 2022	\$108.50	New
Focus Health DPC	Pierce	New report in 2022	New report in 2022	61	New	New report in 2022	New report in 2022	\$79.00	New
Novel Healthcare	Pierce	New report in 2022	New report in 2022	36	New	New report in 2022	New report in 2022	\$94.00	New
The Row Health Collective	King	New report in 2022	New report in 2022	20	New	New report in 2022	New report in 2022	\$158.00	New
Vancouver Direct Primary Care	Clark	New report in 2022	New report in 2022	20	New	New report in 2022	New report in 2022	\$89.00	New

Locations

In 2022, 56 direct practices operating in Washington submitted an annual statement.

- In 2022, 7 direct practices began reporting to the OIC:
 1. DawnMD LLC
 2. Emerald City Health PLLC
 3. Eventide Health PLLC
 4. Focus Health DPC
 5. Novel Healthcare
 6. The Row Health Collective
 7. Vancouver Direct Primary Care
- In 2022, three reported they no longer provide direct practice services:
 1. Cosmas Primary Care, P.S.
 2. Day Family Medicine
 3. Guardian Family Care

Direct practices operate in 17 Washington counties.

County	Direct practice – City
Benton	<ul style="list-style-type: none"> • Total Care Clinics – Kennewick
Clallam	<ul style="list-style-type: none"> • Lissa Lubinski MD – Port Angeles
Clark	<ul style="list-style-type: none"> • Direct Care Clinics US PC – Vancouver • Main Street Family Medicine PLLC – Vancouver • Ridgefield Family Medicine – Ridgefield • Urgent Medical Center – Vancouver • Vancouver Direct Primary Care - Vancouver
Douglas	<ul style="list-style-type: none"> • Pacific Northwest Wellness Center, PLLC (formerly RediMedi Clinic) – Wenatchee
Island	<ul style="list-style-type: none"> • Anchor Medical Clinic – Freeland • Water’s Edge Family Practice and Wellness Center – Langley

County	Direct practice – City
King	<ul style="list-style-type: none"> • Bellevue Medical Partners – Bellevue • Bjurstrom & Lee, PLLP/MD2 – Bellevue • Capitol Hill Medical – Seattle • Care Medical Associates – Bellevue • Coho Medical Group – Bellevue • Docere Integrated Medicine – Auburn • Emerald City Health PLLC/ MD² Seattle II - Seattle • Equinox Primary Care PLLC – Seattle • Family and Wellness Medicine – Federal Way • GoodMed Direct Primary Care – Seattle • James and Lacambra PLLC/Seattle Premier Health – Seattle • MB2K, LLC/Family Care of Kent – Kent • NFB LLC/Greenlake Primary Care – Seattle • Nurture Well Center – Shoreline • Oodle Family Medicine – Renton • Pier View Chiropractic – Normandy Park • Seattle Medical Associates – Seattle • Snoqualmie Valley Hospital – Snoqualmie • Sound Medicine and Wellness – Seattle • Swedish Ballard Family Medicine Clinic – Ballard • The Row Health Collective - Snoqualmie • Vincent Perkinson, PLLC/MD² Seattle – Seattle • Wise Patient Internal Medicine – Seattle
Kitsap	<ul style="list-style-type: none"> • Chymiyattynd LLC/Pacifica Medicine and Wellness – Poulsbo • Jared Hendler, MD – Bainbridge Island • The Manette Clinic – Bremerton • Vintage Direct Primary Care – Poulsbo
Kittitas	<ul style="list-style-type: none"> • CompassDirect HealthCare – Ellensburg
Lewis	<ul style="list-style-type: none"> • Quick Clinic – Centralia
Pierce	<ul style="list-style-type: none"> • Destiny Direct Primary Care and Wellness Center, PLLC - Tacoma • Everside Health – Federal Way, Puyallup and Tacoma

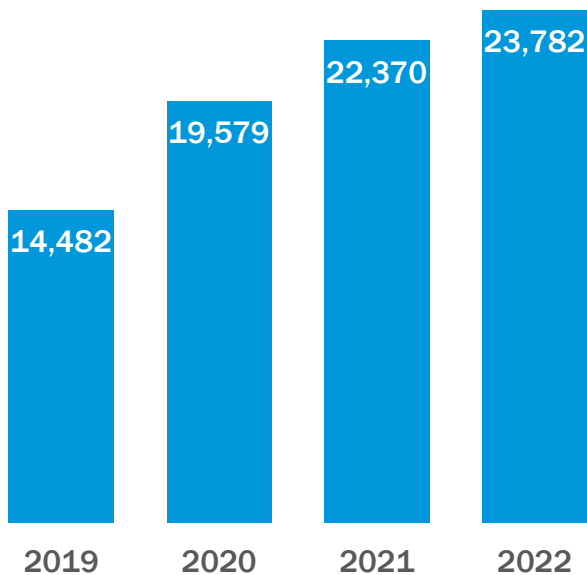
County	Direct practice – City
	<ul style="list-style-type: none"> • Focus Health DPC – Tacoma • Novel Healthcare DPC – Gig Harbor • Sound Clinical Medicine, P.S. – Gig Harbor • Vigil Family Medicine, PLLC – Tacoma
San Juan	<ul style="list-style-type: none"> • Eventide Health PLLC – Friday Harbor
Skagit	<ul style="list-style-type: none"> • Thrive Direct Health Care – La Conner
Snohomish	<ul style="list-style-type: none"> • Edmonds Health Clinic – Edmonds • TransforMD Primary Care – Lynnwood
Spokane	<ul style="list-style-type: none"> • Direct Primary Care - Spokane • Family Care of Spokane – Spokane
Thurston	<ul style="list-style-type: none"> • Heritage Family Medicine – Olympia • Olympic Medical Services– Olympia • Revive Innovative Healthcare PLLC – Yelm
Whitman	<ul style="list-style-type: none"> • Dawn MD LLC - Pullman
Yakima	<ul style="list-style-type: none"> • Assurance Healthcare & Counseling Center – Yakima

Participation in fiscal year 2022

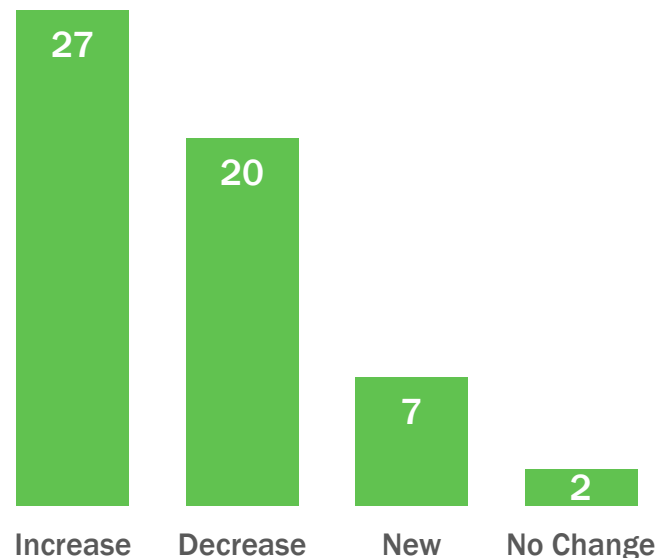
- Enrollment increased at 27 direct practice clinics, for a combined total of 1,907 new patients. Increases in new enrollees range from eight at Vincent Perkinson, PLLC to 259 at CompassDirect Healthcare.
 - Enrollment increased by 6.3 percent from 22,370 total enrollees in fiscal year 2021 to 23,782 enrollees in fiscal year 2022.
 - Four clinics experienced an enrollment increase of over 200 patients:
 - NFB PLLC/Greenlake Primary Care had an increase of 209 patients from 2021 to 2022, from 267 to 476, a 78 percent increase.
 - Pacific Northwest Wellness Center, PLLC had an increase of 218 patients from 2021 to 2022, from 1,556 to 1,774, a 14 percent increase.
 - Direct Primary Care had an increase of 224 patients from 2021 to 2022, from 594 to 818, a 38 percent increase.
 - CompassDirect Healthcare had an increase of 259 patients from 2021 to 2022, from 1109 to 1268, a 23 percent increase.
- Enrollment decreased at 20 direct practice clinics, with a combined decrease of 1,380 enrollees.

- Everside Health reported a decrease of 744 direct practice enrollees. This large decrease can be attributed to the closing of one clinic in Vancouver, Washington. Everside Health also had the largest decrease in direct practice enrollees of 1,248 from 2020 to 2021.
- Two direct practices reported no change in enrollment from 2021 to 2022.
- Sixteen direct practices voluntarily reported that they participate as in-network providers in a health carrier's network in 2022. This is a significant change since reporting began in 2007 when all reporting practices performed direct-patient provider primary care exclusively. In 2021, 17 direct practices reported that they participated as in-network providers in a health carrier's network.
- All 56 practices voluntarily reported the percentage of their business that is direct practice.
 - Ten practices reported that 5 percent or less of their business is direct practice.
 - Thirty direct practices reported that 100 percent of their business is direct practice.

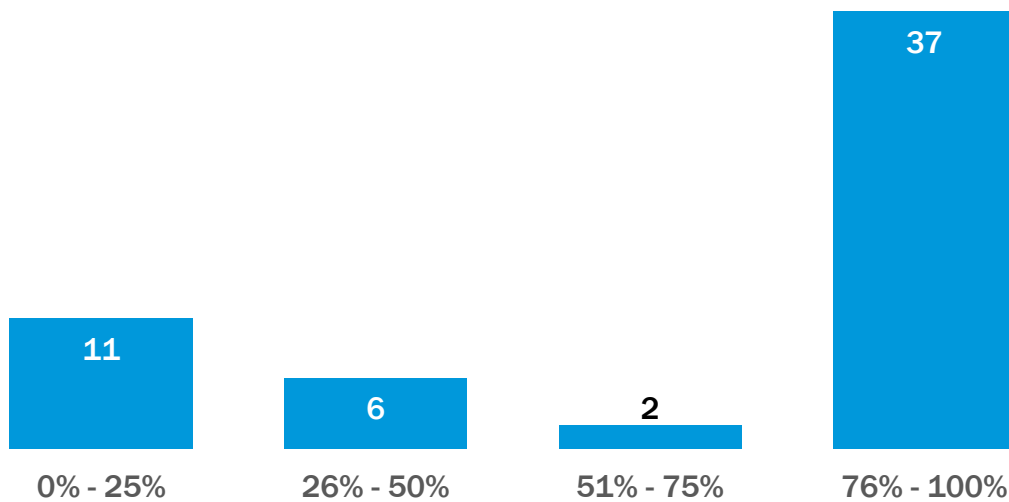
The number of direct practice patients in WA has increased each year since 2019.



The number of direct practices by their change in enrollment from 2021 to 2022.



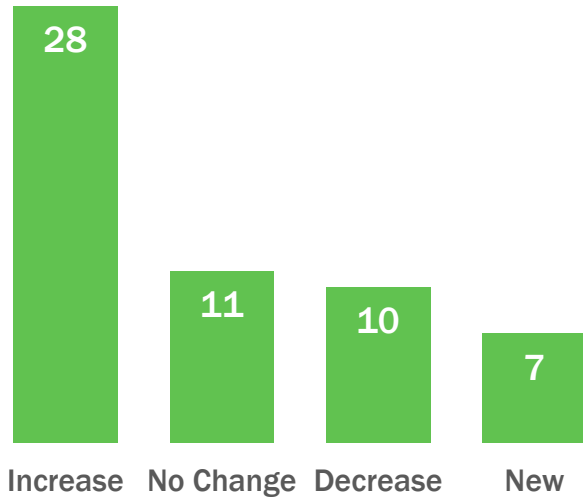
The number of clinics by what percentage of their business is direct practice in 2022.



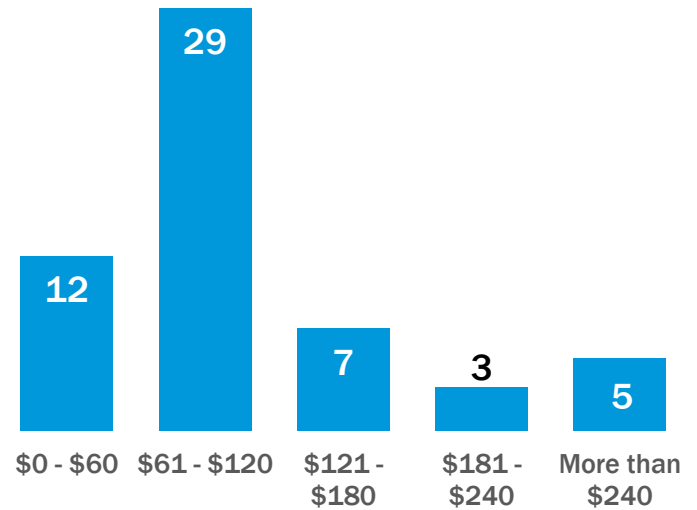
Fees in fiscal year 2022

- Twenty-eight direct practices increased their monthly fees.
 - Sixteen practices increased their fees by \$10 or more per month.
 - The average increase of monthly fees from 2021 to 2022 was \$18.94, twice the average increase of \$9.06 from the previous year.
 - Nurture Well Center had the highest monthly fee increase of \$45.
- Ten direct practices decreased their monthly fees.
 - The average decrease of monthly fees from 2021 to 2022 was \$16.27.
- Eleven direct practices saw no change in their monthly fees from 2021 to 2022.
 - Among these clinics, the average monthly fee for patients was \$80.64.
- The average monthly fee increased from \$130.82 in fiscal year 2021 to \$158.42 in fiscal year 2022.
 - The average monthly fee for all new direct practices is \$262.64. The average is relatively high because one direct practice, Emerald City Health PLLC, has a monthly fee of \$1,252.
- The highest monthly fee is \$1,252 at Emerald City Health PLLC.
- The lowest monthly fee is \$40 at Snoqualmie Valley Hospital.
- The next lowest monthly fee for 2021 is \$50 at Urgent Medical Center.
- Seven direct practices reported to the OIC for the first time in 2022.

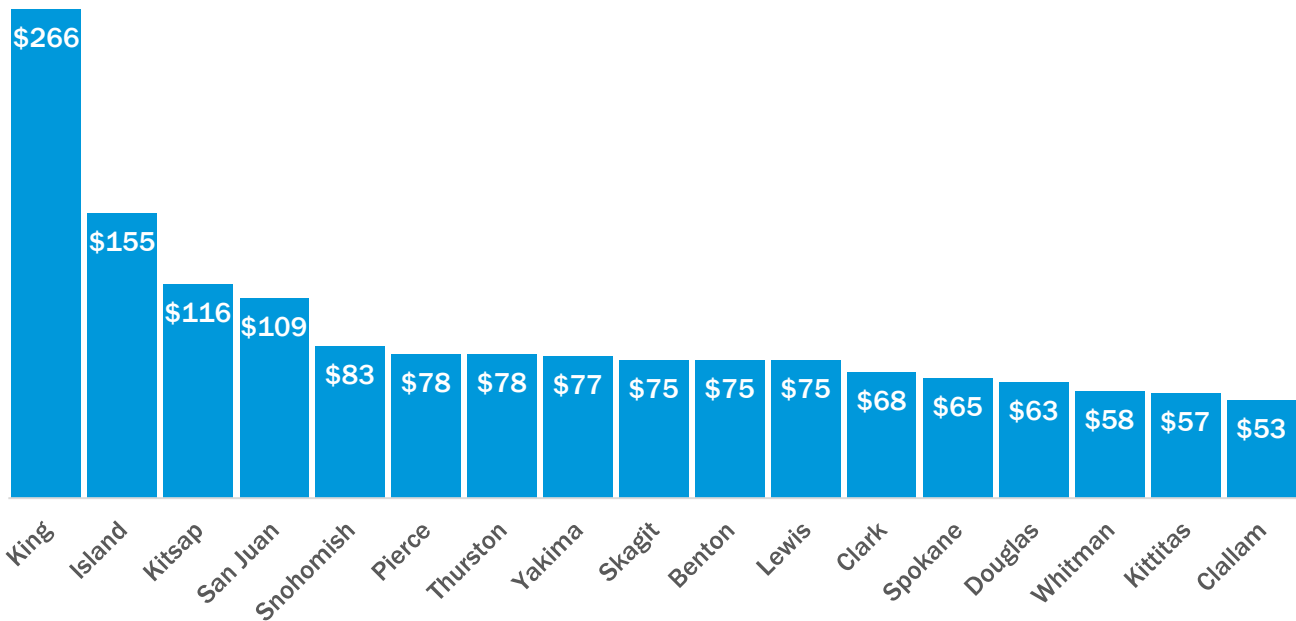
The number of direct practices by their change in monthly fees from 2021 to 2022.



The distribution of direct practices by their monthly fees in 2022.



The average monthly fees for WA direct practices by county.



Affordability of direct practices

A key assumption underlying the 2007 legislation was that direct practices could provide affordable access to primary care services. In theory, this would reduce pressure on the health care system and relieve problems caused by a shortage of primary care physicians.

Monthly fees at direct practices vary from \$40 to \$1,252. Enrollees at 11 practices pay between \$100 and \$200 per month, though enrollees at 37 direct practices pay \$100 or less and enrollees at eight direct practices pay \$200 or more per month. The OIC does not collect data regarding the affordability of the fees for direct practice patients.

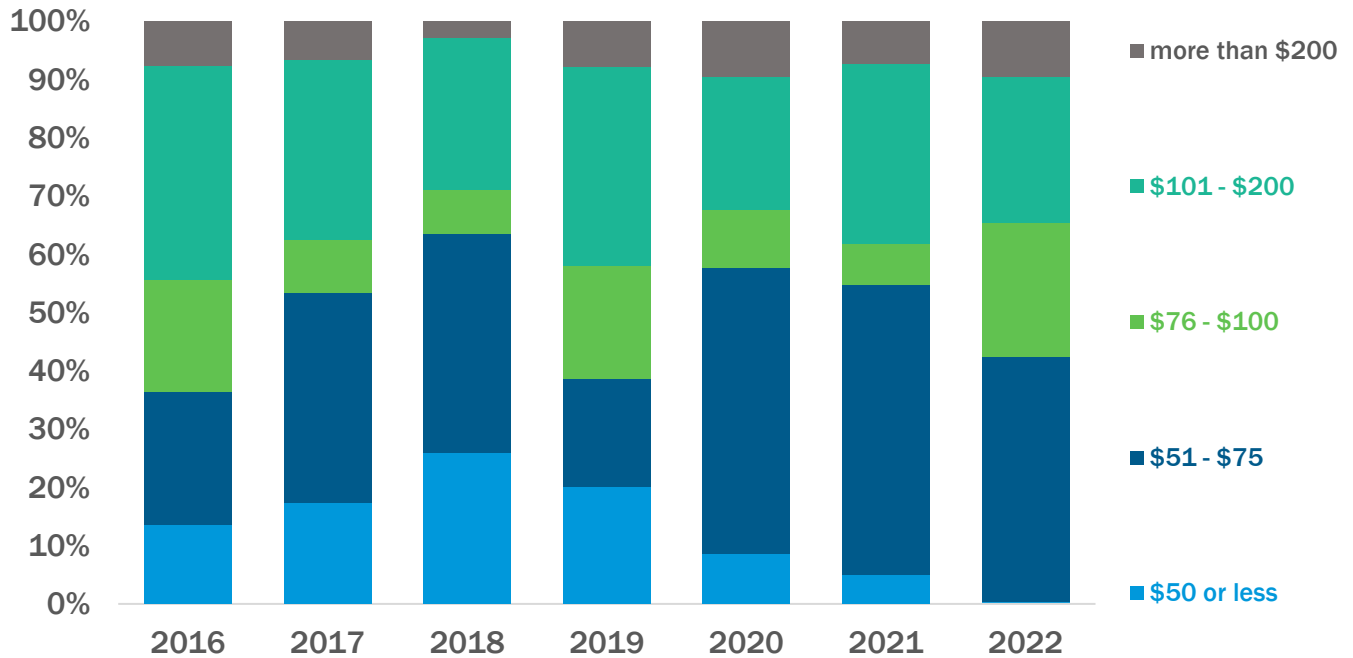
Table 2 below provides information about the enrollment in five fee ranges.

Table 2: Changes in practice average monthly fees over time.

Monthly fee	\$ 50 or less	\$51 - \$75	\$76 - \$100	\$101 - \$200	\$201 +
FY 2022 enrollees	45	10,011	5,487	5,948	2,291
FY 2022 practices	2	23	12	12	7
FY 2021 enrollees	1,095	11,136	1,576	6,919	1,644
FY 2021 practices	5	24	7	11	5
FY 2020 enrollees	1,622	9,357	1,909	4,353	1,838
FY 2020 practices	6	15	9	7	5
FY 2019 enrollees	2,917	2,600	2,816	4,969	1,160
FY 2019 practices	4	10	7	8	5
FY 2018 enrollees	4,574	6,668	1,347	4,585	532
FY 2018 practices	4	17	7	5	3
FY 2017 enrollees	2,556	5,336	1,348	4,554	996
FY 2017 practices	6	18	7	5	3
FY 2016 enrollees	1,511	2,581	2,167	4,151	862
FY 2016 practices	8	8	6	6	2
FY 2015 enrollees	1,519	2,651	2,737	3,757	840
FY 2015 practices	10	10	6	6	3

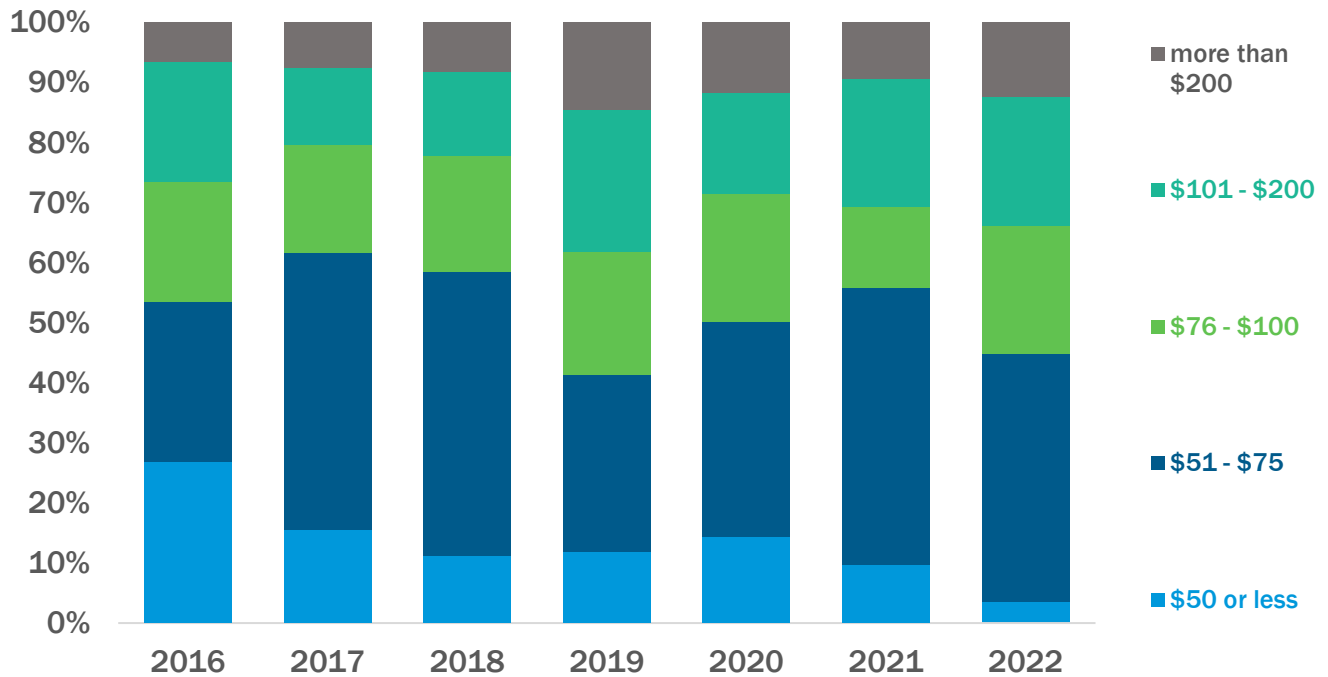
Monthly fee trends for direct practice enrollees.

In 2022, 34.6% of enrollees were in practices that charged more than \$100 in monthly fees.



Monthly fee trends for direct practice clinics.

In 2022, 33.9% of direct practices charged more than \$100 in monthly fees.



Direct practices and the insurance market

The OIC annual survey asks direct practice clinics if they collect information about patients' other health plans when patients enroll. In 2021, 38 of the 56 responding direct practices indicated they collect this information.

According to the clinics that reported this voluntary information, the number of direct practice clients who are uninsured (out of the 16,520 enrollees in direct practices that do collect coverage information) are:

- **Fiscal year 2022:** 2,195 enrollees, or 13.3 percent.
- **Fiscal year 2021:** 2,364 enrollees, or 10.57 percent.
- **Fiscal year 2020:** 1693 enrollees, or 1.7 percent.

Under Washington state law, direct practices cannot bill insurers for primary care services provided under the direct practice agreement because this would result in "double dipping" or collecting payment twice. Patients are advised to obtain other insurance such as a high-deductible health plan, also called "catastrophic plans," to ensure that emergency and other services are covered.

The number of direct practice clients who have private insurance (non-Medicare, non-Medicaid) out of the 16,520 enrollees in direct practices that do collect coverage information are:

- **Fiscal year 2022:** Thirty-eight direct practices reported 7,649 enrollees who had private insurance, or 46.3 percent of enrollees.
- **Fiscal year 2021:** Thirty-two direct practices reported 8,642 enrollees who had private insurance, or 38.6 percent of all enrollees.
- **Fiscal year 2020:** Thirty direct practices reported 10,005 enrollees who had private insurance, or 51.1 percent of all enrollees.

Medicare enrollment figures:

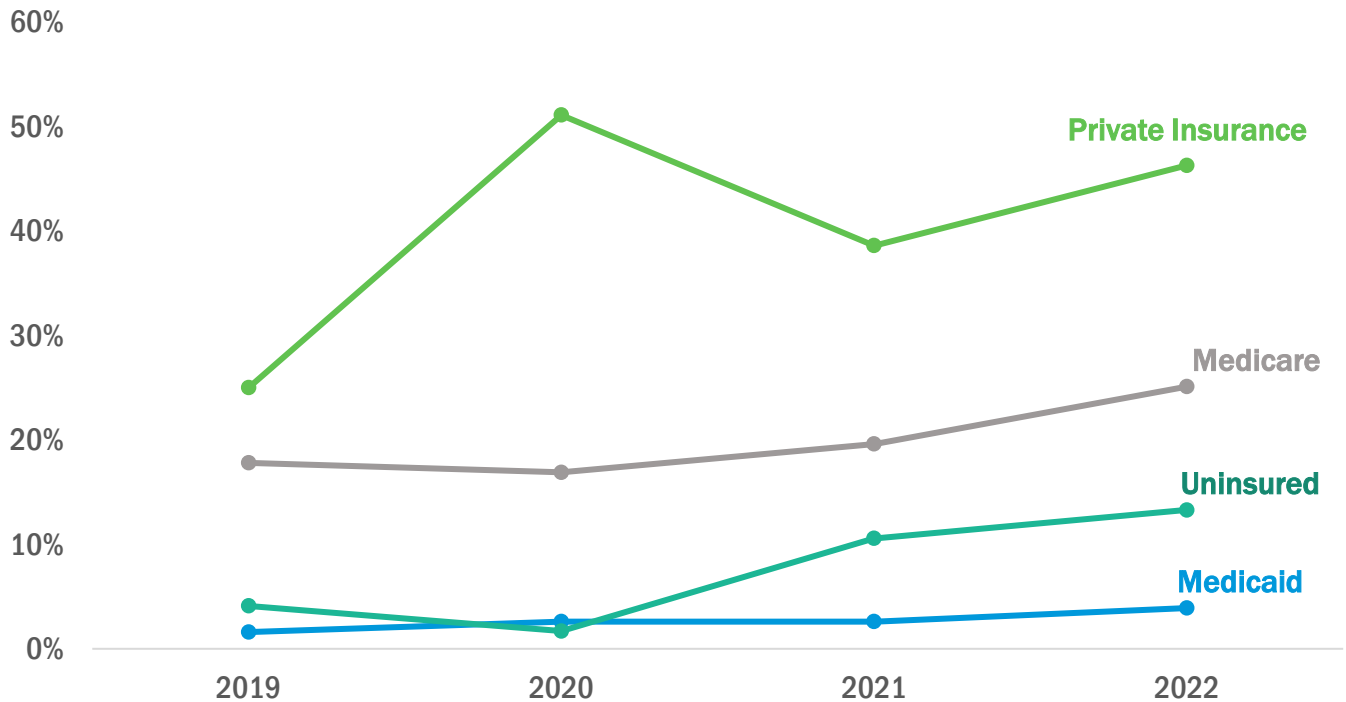
- **Fiscal year 2022:** 4,121 enrollees or 25.1 percent.
 - **Thirty-five direct practices reported Medicare enrollment figures for 2022.**
- **Fiscal year 2021:** 4,374 enrollees or 19.6 percent.
 - **Twenty-two direct practices reported Medicare enrollment figures for 2021.**
- **Fiscal year 2020:** 3,314 enrollees or 16.9 percent.
- **Fiscal year 2019:** 2,578 enrollees or 17.8 percent.

Medicaid enrollment figures:

- **Fiscal year 2022:** 632 enrollees or 3.9 percent.
 - **Thirty-five direct practices reported Medicare enrollment figures for 2022.**
- **Fiscal year 2021:** 589 enrollees or 2.6 percent.
 - **Twenty-one direct practices reported Medicaid enrollment figures for 2021.**
- **Fiscal year 2020:** 516 enrollees or 2.6 percent.

- **Fiscal year 2019:** 234 enrollees or 1.6 percent.

Insurance coverage types for direct practice enrollees from 2019 to 2022



Direct practice declined and discontinued patients

Discontinued patients

All 56 direct practices responded to the question of whether they had discontinued patients in the past year. Out of the 56 direct practices, 28 had discontinued patients within the past year.

Of the 28 direct practices that indicated they had discontinued patients, the average number of patients discontinued per practice was 25. The minimum was one, and the maximum number of discontinued patients was 180.

The following is a list of reasons direct practices discontinued patients in the past year.

Reasons for patient discontinuations

- Obtained insurance
- Practice began offering Medicare, so patients switched

- Patient moved away
- Patient acquired traditional health coverage
- Failure to pay or communicate
- Patient is deceased
- Patient behavior
- Patient terminated from company
- Patient broke narcotics contract
- Non-compliance
- Patient wished to discontinue
- Patient receiving care from multiple primary care providers
- Direct practice schedule no longer worked for patient
- Too expensive for patient
- Patient verbally abusive to staff
- Lost contact with patient

Declined patients

All 56 direct practices responded to the question of whether they had declined any patients. Eleven direct practices indicated they had declined patients.

- Of the 11 direct practices that indicated they had declined patients, the average number of patients declined was 12. The minimum was one, and the maximum number of patients declined by a single direct practice within the past year was 34.

The following is a list of reasons direct practices declined patients within the past year.

Reasons for declining patients

- The direct practice is in the process of being discontinued.
- Patient had insurance that the practice billed, so they were accepted as fee for service.
- The direct practice was full and no longer accepting new patients.
- Insurance issues.
- Patient reportedly taking high doses of controlled substances.
- Patient required a specialty service not provided by the direct practice.
- Former non-compliant patients asked to return.
- Patient located too far away from the direct practice location.

How direct practices evolved

Washington state is credited as the birthplace of direct practices because the first model started here in 1996:

- The American Medical Association and the American Academy of Family Physicians established ethical and practice guidelines for direct practices.
- In 2003, the federal establishment of Health Savings Accounts (HSA) promoted consumer-directed medicine, which includes direct practices.
- In 2003, the Society for Innovative Medical Practice Design formed and represents direct practice physicians. Its initial name was the American Society of Concierge Physicians.
- In 2004, the U.S. Office of the Inspector General for the Department of Health and Human Services warned practices about “double dipping,” and began taking enforcement steps against physicians who charged Medicare beneficiaries extra fees for already covered services, such as coordination of care with other health care provider, preventive services and annual screening tests. The practices were referred to under various names: concierge, retainer or platinum practices.
- In 2005, the U.S. Government Accountability Office issued [GAO Report 05-929](#)[‡], called “Physician Services: Concierge Care Characteristics and Considerations for Medicare.” At the time, there were 112 “concierge physicians” nationwide who charged annual fees ranging from \$60 to \$15,000.
- In 2006, Washington state’s insurance commissioner determined that retainer practices are insurance. West Virginia’s commissioner made the same ruling in 2006.
- In 2007, Washington became the first state to define and regulate direct patient primary care practices and to prohibit direct practice providers from billing insurance companies for services provided to patients under direct practice agreements.

Federal health care reform

On March 23, 2010, President Obama signed The Patient Protection and Affordable Care Act, commonly known as the Affordable Care Act (ACA). It required the development of health benefit exchanges, beginning in 2015, to help individuals and small businesses purchase health insurance and qualify for subsidies available only for plans that are sold through an exchange.

Under the ACA, an exchange may only offer qualified health plans. Each plan must meet requirement standards and provide an essential benefit package. Essential health benefits include:

- Ambulatory patient services
- Emergency services
- Hospitalization
- Maternity and newborn care
- Mental health and substance use disorder services, including behavioral health treatment

[‡] Link to GAO report: <http://www.gao.gov/assets/250/247393.pdf>

- Prescription drugs
- Rehabilitative and habilitative services and devices
- Laboratory services
- Preventive and wellness services and chronic disease management
- Pediatric services, including dental and vision care

Since Sept. 23, 2010, the ACA has required new health plans to eliminate cost-sharing requirements for evidence-based items or services that have an “A” or “B” rating from the U.S. Preventive Services Task Force.

Washington state’s Exchange legislation

In 2013, the Washington Legislature passed E2SHB 2319, “An act relating to furthering state implementation of the health benefit exchange and related provisions of the affordable care act.” This is called “The Exchange Bill.”

Section 8(3) of the bill, now codified as RCW 43.71.065(3), allows the Exchange board to permit direct primary care medical home plans, consistent with section 1301 of the ACA, to be offered on the Exchange as of Jan. 1, 2015.

Section 1301(a)(3) TREATMENT OF QUALIFIED DIRECT PRIMARY CARE MEDICAL HOME PLANS.

The Secretary of Health and Human Services shall permit a qualified health plan to provide coverage through a qualified direct primary care medical home plan that meets the criteria established by the Secretary, so long as the qualified health plan meets all requirements that are otherwise applicable, and the services covered by the medical home plan are coordinated with the entity offering the qualified health plan.

The future of direct practices

The development of the ACA raises questions in the evolution of direct practices:

How do direct practices operate under the ACA?

Direct practices are not insurers and are only authorized to offer primary care services to their direct practice patients. Direct practices are not able to provide comprehensive health care. Therefore, under the ACA, they are not qualified health plans eligible for sale through the Exchange.

The ACA specifies that a “qualified health plan” may provide coverage “through a qualified direct primary care medical home plan.” As a result, a direct practice may contract with a carrier to provide primary care services in a carrier’s qualified health plans in addition to offering direct practice services to patients but cannot bill an insurance carrier for services rendered under a direct practice agreement.

How does the ACA affect consumers who have existing direct practice agreements?

The individual mandate responsibility provision of the ACA requires consumers to purchase health insurance that provides for essential health benefits and covers emergency services. Direct practice agreements only provide primary care services and do not cover emergency services. As such, they do not qualify as health insurance, so they do not meet the individual mandate requirement. The mandate is not currently enforced, as the financial penalty for failure to obtain coverage was reduced to zero by Congress in 2017, effective in 2019.

The Washington Health Benefit Exchange (Exchange) opened in late 2014 and began selling policies that were effective starting Jan. 1, 2015. Enrollment both inside and outside of the Exchange for the individual market showed a dramatic increase, adding over 50,000 more health insurance enrollees. The enrollment in the individual commercial market has totaled between 200,000 and 250,000 enrollees over the last several years.

Consumers who buy health plans through the Exchange receive numerous benefits:

- If they meet income requirements, they’re eligible for subsidies or premium tax credits, which are not available outside of the Exchange.
- Exchange health plans cover essential health benefits (EHBs), including but not limited to preventive services and chronic disease management. If a consumer pays a direct practice instead of obtaining a health plan that covers EHBs, the consumer only receives primary care, preventive services and chronic disease management services. Direct practices do not provide access to specialists or emergency care and the consumer must pay out-of-pocket for other medical services, including emergency or specialist services, unless they also obtain health insurance.
- If a consumer has health insurance, there are limitations on their maximum out-of-pocket expenses. A maximum out-of-pocket expense is the total of cost-sharing expenses, such as coinsurance and copayment, and the amount of the plan’s annual deductible that the insured is required to pay, not including premiums. Once the limit is reached, a consumer does not pay for

additional cost-sharing expenses. However, consumers' costs associated with a direct practice do not count as cost-sharing expenses under most health plans and will not be applied to reduce the maximum out-of-pocket limitation because those services are not received as a part of a health plan benefit. For example, a direct practice provider is not a network provider and cannot bill health carriers regulated under RCW Chapter 48 for health care services because those services are being paid by the consumer through the direct practice agreement and would result in double payment. Therefore, the consumer does not benefit from direct practice monthly fees counting toward annual maximum out-of-pocket expense limits.

Does federal health care reform bar direct practice arrangements from operating outside the Exchange?

Nothing in federal health care reform bars direct practice arrangements from operating outside the Exchange. There appears to still be a market for exclusive direct practices that cater to wealthier consumers and offer a concierge model, as well as for consumers who can't buy health care coverage on the Exchange, such as undocumented immigrants. In addition, some consumers simply join direct practices because they like the personal service, so these consumers may continue to use direct practices.

Recommendations for legislative modifications

Washington state is the historical birthplace for direct practice providers. Although direct primary care practices have not gained significant market share, they are present in 17 counties in Washington.

The annual survey contains questions that providers are required to answer under the requirements of the bill and voluntary questions that providers are asked, but not required to answer. Historically, the providers do not answer the voluntary questions. As a result, it is difficult for the OIC to have a complete picture of the role of direct practices in Washington state and the extent they improve access to primary care services.

There is no practical means for the OIC to monitor direct practices for compliance with RCW Chapter 48.150 without additional authority. Therefore, the Insurance Commissioner recommends requiring direct practices to answer all the annual survey questions.

APPENDIX A: Annual statement form

This year, like last year, the OIC collected annual survey responses through an online form to make the process easier for providers and to receive timely responses. The questions were similar to paper statements issued in previous years. A summary of the questions are provided below.

- Practice name (Include all names utilized, such as a DBA name, so that all names can be listed as registered).

Practice Name

DBA Name

- If the practice utilizes more than one name, please identify which name should be the primary name that the practice will be listed under:

Primary Name

- Contact person for this statement:

Name

Title

Email Address

Phone Number

- Will this contact person also be the person to contact when it is time to renew the registration? If not, please identify that person.

Name

Title

Email Address

Phone Number

What is the practice's address?

Name	<input type="text"/>
Company	<input type="text"/>
Address	<input type="text"/>
City/Town	<input type="text"/>
State/Province	<input type="text" value="- select state"/>
ZIP/Postal Code	<input type="text"/>
Country	<input type="text"/>
Email Address	<input type="text"/>
Phone Number	<input type="text"/>

Please answer, if there is another practice location other than the primary location, please identify the practice location if the practices are not registered separately.

Name	<input type="text"/>
Company	<input type="text"/>
Address	<input type="text"/>
City/Town	<input type="text"/>
State/Province	<input type="text" value="- select state"/>
ZIP/Postal Code	<input type="text"/>
Country	<input type="text"/>
Email Address	<input type="text"/>
Phone Number	<input type="text"/>

Identify all affiliated or partner direct care providers if you are part of a group of direct care providers: (Please input "N/A" where not applicable)

Provider 1:	<input type="text"/>
Provider 2:	<input type="text"/>
Provider 3:	<input type="text"/>
Provider 4:	<input type="text"/>

What is the total number of patients currently enrolled in your direct practice?

What is the average monthly membership fee?

Does the practice offer an annual membership?

Yes

No

What is the average annual membership fee?

If the annual membership funds are collected in advance for the year, has the practice established set up a trust account?

Yes

No

Is the practice providing any care to groups of people, such as employer groups as a part of the direct practice?

Yes

No

If Yes, please describe:

Has the practice discontinued any patients?

YES / NO

A. If YES, how many patients has the direct practice discontinued?

B. If YES, what was/were the reasons for the discontinuation(s)?

Has the practice declined to accept any patients?

YES / NO

If Yes, how many patients did the practice decline to accept?

If Yes, please specify the reason for declining to accept that patients:

Do any of your clinic's direct practice providers participate as an in-network provider in a health carrier's network?

Yes

No

What percentage of the practice's business is direct practice?

What is the direct practice's website address:

When a new patient signs a direct practice agreement, does your clinic collect information about other health coverage the patient may have?

Yes

No

If you answered yes to question above, how many of your direct practice patients:

Have Medicaid

Have Medicare

Have private health Insurance

Are uninsured

Another form of health Care coverage

26. Please upload the latest copy of your direct practice agreement, including fee structure, disclosure statement and all marketing materials to the correctly corresponding upload link

APPENDIX B: Websites and addresses for direct practices

Direct practice name	Address	Website
Anchor Medical Clinic	1412 CASTLEWOOD CT Freeland, WA	www.anchormedicalclinic.com
Assurance Healthcare & Counseling Center, LLC	3611 River Road, Suite 200 Yakima, WA 98902	www.assurancehealth.org
Bellevue Medical Partners, PLLC	11711 NE 12th Street, Suite 2-B Bellevue, WA 98005	www.bellevuemedicalpartners.com
Bjurstrom & O'Quin, PLLP/MD2 Bellevue	1231 116th Avenue NE, Suite 700 Bellevue, WA 98004	www.md2.com
Capitol Hill Medical	901 Boren Avenue, Suite 705 Seattle, WA 98104	www.capitolhillmedical.com
Care Medical Associates, PLLC	1407 116th Avenue NE, Suite 102 Bellevue, WA 98004	www.cmadoc.com
Chymiyatty, LLC/Pacifica Medicine and Wellness	10th Avenue NE, Suite 202 Poulsbo, WA 98370	www.pacificamedicine.com
Coho Medical Group, PLLC	1515 116th Avenue NE, Suite 201 Bellevue, WA 98004	www.cohomedical.com
Compass Direct Healthcare	107 E Mountain View Avenue Ellensburg, WA 98926	www.compassdirecthealthcare.com
Dawn MD LLC	540 E Main Street Suite A Pullman, WA 99163	www.dawn.md
Destiny Direct Primary Care and Wellness Center, PLLC	7328 44th Street W, Unit A University Place, WA 98466	www.destinydirect.net
Direct Care Clinics US PC	2370 E 3rd Loop, Suite 203 Vancouver, WA 98661	www.deltadirectcare.com
Direct Primary Care	212 E Central Avenue, Suite 360 Spokane, WA 99208	www.mydpcclinic.com
Docere Integrated Medicine	4329 A Street Southeast, Suite F Auburn, WA 98002	www.docereim.com
Edmonds Health Clinic	221 4th Avenue North Edmonds, WA 98020	www.edmondshealthclinic.com
Emerald City Health PLLC	1229 6 th Avenue, Suite 102 Seattle, WA 98101	www.md2.com

Direct practice name	Address	Website
Equinox Primary Care, PLLC	2200 6th Avenue, Suite 102 Seattle, WA 98121	www.equinoxprimarycare.com
Eventide Health PLLC	689 Airport Center, Suite B Friday Harbor, WA 98250	www.eventidehealth.com
Everside Health	32275 32nd Avenue S Auburn, WA 98001	www.eversidehealth.com
Family and Wellness Medicine, LLC	34004 16th Avenue S, Suite 100 Federal Way, WA 98003	www.fwmwa.com
Family Care Spokane, LLC/Excelsior Wellness	9631 N Nevada Street Spokane, WA	www.excelsiorwellness.org
Focus Health DPC	5929 Westgate Blvd, Suite C Tacoma, WA 98406	www.focushealthdpc.com
GoodMed Direct Primary Care	6553 California Avenue SW, Suite A Seattle, WA 98136	www.goodmedclinic.com
Heritage Family Medicine	4001 Harrison Avenue NW, Suite 101 Olympia, WA 98532	www.heritagefamilymedicine.com
James and Lacambra PLLC/Seattle Premier Health	1600 E Jefferson Street, Suite 115 Seattle, WA 98122	www.seattlepremierhealth.com
Jared Hendler, MD PLLC	231 Madison Avenue S Bainbridge Island, WA 98110	www.hendlermd.com/direct-care
Lissa Lubinski, MD PLLC	816 E 8th Street Port Angeles, WA 98362	www.lissalubinskimd.com
Main Street Family Medicine, PLLC	6000 NE 88th Street, Suite D-102 Vancouver, WA 98665	www.mainstreetfamilymed.com
The Manette Clinic	1100 Wheaton Way, Suite F & G Bremerton, WA 98310	www.themanetteclinic.com
MB2K, LLC/FamilyCare of Kent	10024 SE 240th Street, Suite 201 Kent, WA 98031	www.familycareofkent.com
NFB PLLC/Greenlake Primary Care	6800 E Green Lake Way N, Suite 200 Seattle, WA 98115	www.greenlakeprimarycare.com
Novel Healthcare	7201 Pioneer Way STE B101 Gig Harbor, 98335	https://novel.healthcare
Nurture Well Center	1207 North 200th Street, Suite102 Shoreline, WA 98133	www.nurturewellcenter.com
Olympic Medical Services/Vantage Physicians	3703 Ensign Road. NE, Suite 10-A Olympia, WA 98506	www.vantagephysicians.net
Oodle Family Medicine	401 Olympia Ave NE Suite 305- MB48 Renton, WA 98056	www.oodlemd.com

Direct practice name	Address	Website
Pacific Northwest Wellness Center, PLLC	230 Grant Road, Suite B-2 East Wenatchee, WA 98802	www.theredimedclinic.com
Pier View Chiropractic, Inc PS	19987 1st Avenue S, Suite 103 Seattle, WA 98148	www.pierviewchiropractic.com
Quick Clinic	2526 Colonial Drive Centralia, WA 98531	www.washingtonpark.md
Revive Family Medicine, PLLC	106 Plaza Drive, Building C1 Yelm, WA 98597	www.revivefamilymedicine.com
Ridgefield Family Medicine	8507 South 5th Street, Suite 113 Ridgefield, WA 98642	www.ridgefieldfamilymedicine.com
Seattle Medical Associates	1124 Columbia Street, Suite 620 Seattle, WA 98104	www.seattlemedicalassociates.com
Snoqualmie Valley Hospital	35020 SE Kinsey Street Snoqualmie, WA 98065	www.snoqualmiehospital.org
Sound Clinical Medicine PS	6718 144th Street NW Gig Harbor, WA 98332	www.soundclinicalmedicine.com
Sound Medicine and Wellness	3216 NE 45thTH Place, Suite 213 Seattle, WA 98105	www.soundmedicineandwellness.com
Swedish Ballard Family Medicine	1801 NW Market Street, Suite 403 Seattle, WA 98107	www.swedish.org
The Row Health Collective	8100 Bracken Pl SE Snoqualmie, WA 98065	www.row.health
Thrive Direct Healthcare	708 E Morris Street, Suite B La Conner, WA 98257	www.thrivedirecthealthcare.com
Total Care Clinics/Total Collision and Injury	1776 Fowler Street Richland, WA 99352	www.totalcaretricity.com
TransforMD Primary Care	1133 164th Street, SW, Suite 206 Lynnwood, WA 98087	www.transformdpc.com
Urgent Medical Center	9430 NE Vancouver Mall Drive Vancouver, WA 98622	www.evermeddpc.com
Vancouver Direct Primary Care	1600 Columbia St Vancouver, WA 98660	www.vancouverdirectprimarycare.com
Vigil Family Medicine, PLLC	1901 S. Union Avenue, Suite 4003 Tacoma, WA 98405	www.vigilmd.com
Vincent Perkinson, PLLC/MD2 Seattle	1101 Madison Street, Suite 1501 Seattle, WA 98104	www.md2.com
Vintage Direct Primary Care	19319 7th Avenue NE, Suite 114 Poulsbo, WA 98370	www.vintagedpc.com

Direct practice name	Address	Website
Water's Edge Family Practice & Wellness Center	221 2nd Street, Suite 6A Langley, WA 98260	www.watersedgewellnesscenter.com
Wise Patient Internal Medicine, PLLC	613 19th Avenue E, Suite 201 Seattle, WA 98112	www.imwisepatient.com

APPENDIX C: Voluntary information statistics

Practice name	Has the practice discontinued any patients within the past year?	Has the practice declined any patients?	Do any of your clinics' direct practice providers participate as an in network provider in a health carrier's network?	What percentage of the practice's business is direct practice?	Does your clinic collect information about other health coverage the patient may have?	Number of patients who have Medicaid	Number of patients who have Medicare	Number of patients who have private health insurance	Number of patients who are uninsured	Number of patients who have another form of health care coverage
Anchor Medical Clinic	Yes	Yes	No	100%	Yes	5	50	0	0	32
Assurance Healthcare & Counseling Center, LLC	Yes	No	No	100%	No	NA	NA	NA	NA	NA
Bellevue Medical Partners PLLC	No	No	No	100%	Yes	0	350	230	5	5
Bjurstrom & Lee, PLLP	No	Yes	No	100%	No	NA	NA	NA	NA	NA
Capitol Hill Medical	No	No	Yes	2%	Yes	15	3	21	14	1
Care Medical Associates, PLLC	No	No	No	80%	Yes	0	83	173	14	6
ChymimattymdLLC	Yes	No	Yes	4%	Yes	0	0	0	124	0
COHO MEDICAL GROUP PLLC	Yes	No	No	50%	Yes	4	15	129	49	0
CompassDirect Healthcare	Yes	No	No	100%	Yes	5	15	70	10	NA
DawnMDLLC	No	No	No	100%	Yes	20	19	174	48	8
Destiny Direct Primary Care and Wellness Center, PLLC	Yes	No	No	99%	Yes	41	24	71	110	20
Direct Care Clinics US PC	No	No	No	90%	No	NA	NA	NA	NA	NA

Practice name	Has the practice discontinued any patients within the past year?	Has the practice declined any patients?	Do any of your clinics' direct practice providers participate as an in network provider in a health carrier's network?	What percentage of the practice's business is direct practice?	Does your clinic collect information about other health coverage the patient may have?	Number of patients who have Medicaid	Number of patients who have Medicare	Number of patients who have private health insurance	Number of patients who are uninsured	Number of patients who have another form of health care coverage
Direct Primary Care	Yes	No	No	100%	No	NA	NA	NA	NA	NA
Docere Integrated Medicine	Yes	No	No	100%	No	NA	NA	NA	NA	NA
Edmonds Health Clinic	No	No	Yes	6%	Yes	NA	NA	17	49	NA
Emerald City Health PLLC	No	Yes	No	100%	No	NA	NA	NA	NA	NA
Equinox Primary Care PLLC	No	Yes	No	100%	Yes	20	20	55	5	0
Eventide Health PLLC	Yes	No	No	100%	Yes	20	335	179	28	NA
Everside Health	No	No	No	100%	No	NA	NA	NA	NA	NA
Family and Wellness Medicine LLC	Yes	No	Yes	5%	No	NA	NA	NA	NA	NA
Family Care Spokane	Yes	Yes	Yes	2%	Yes	NA	NA	NA	41	NA
Focus Health DPC	Yes	No	No	100%	Yes	1	5	37	17	1
GoodMed Direct Primary Care	No	No	No	100%	No	NA	NA	NA	NA	NA
Heritage Family Medicine	No	No	Yes	2%	No	NA	NA	NA	NA	NA
James and Lacambra PLLC	No	No	No	100%	Yes	0	342	437	3	0
Jared M. Hendler, M.D. PLLC	No	No	No	100%	Yes	0	22	43	17	NA
Lissa Lubinski MD PLLC	No	No	No	72%	No	NA	NA	NA	NA	NA
Main Street Family Medicine PLLC	Yes	No	No	100%	Yes	30	10	650	660	50

Practice name	Has the practice discontinued any patients within the past year?	Has the practice declined any patients?	Do any of your clinics' direct practice providers participate as an in network provider in a health carrier's network?	What percentage of the practice's business is direct practice?	Does your clinic collect information about other health coverage the patient may have?	Number of patients who have Medicaid	Number of patients who have Medicare	Number of patients who have private health insurance	Number of patients who are uninsured	Number of patients who have another form of health care coverage
Manette Clinic A Professional Service Corporation	Yes	No	Yes	60%	Yes	146	706	432	250	59
MB2K, LLC	No	No	Yes	50%	Yes	NA	NA	1	NA	NA
NFB PLLC	Yes	Yes	Yes	30%	Yes	0	0	381	90	5
Novel Healthcare	No	No	No	100%	Yes	2	8	11	1	14
Nurture Well Center	Yes	No	No	100%	No	NA	NA	NA	NA	NA
Olympic Medical Services	Yes	Yes	No	100%	Yes	73	277	429	87	15
Oodle Family medicine	Yes	No	No	100%	Yes	36	18	90	36	NA
Pacific Northwest Wellness Center, PLLC	Yes	No	No	90%	No	NA	NA	NA	NA	NA
Pier View Chiropractic, Inc PS	Yes	No	No	98%	Yes	3	0	162	47	7
Quick Clinic	No	Yes	No	90%	Yes	75	450	781	250	NA
Revive Innovative Healthcare PLLC	No	No	No	50%	No	NA	NA	NA	NA	NA
Ridgefield Family Medicine	No	No	Yes	50%	Yes	0	0	16	0	0
Seattle Medical Associates	No	No	No	100%	Yes	0	1214	2135	0	0
Snoqualmie Valley Hospital	Yes	No	Yes	1%	Yes	0	1	5	35	0
Sound Clinical Medicine, PS	No	No	Yes	1%	Yes	0	0	23	0	0

Practice name	Has the practice discontinued any patients within the past year?	Has the practice declined any patients?	Do any of your clinics' direct practice providers participate as an in network provider in a health carrier's network?	What percentage of the practice's business is direct practice?	Does your clinic collect information about other health coverage the patient may have?	Number of patients who have Medicaid	Number of patients who have Medicare	Number of patients who have private health insurance	Number of patients who are uninsured	Number of patients who have another form of health care coverage
Sound Medicine And Wellness	Yes	Yes	No	100%	Yes	2	65	130	0	NA
Swedish Community Health Medical Home	No	No	Yes	1%	Yes	0	10	5	80	5
the row health collective	Yes	No	No	100%	No	NA	NA	NA	NA	NA
Thrive Direct Health Care	Yes	Yes	Yes	50%	Yes	25	0	25	25	25
Total Collision and Injury	No	No	Yes	1%	Yes	0	0	1	10	0
transforMD Primary Care	No	No	No	100%	No	NA	NA	NA	NA	NA
Urgent Medical Center	No	No	No	2%	No	NA	NA	NA	NA	NA
vancouver direct primary care	No	No	No	100%	Yes	0	0	6	14	0
Vigil Family Medicine PLLC	Yes	No	No	100%	Yes	32	8	16	24	0
Vincent Perkinson, PLLC	No	Yes	No	100%	No	NA	NA	NA	NA	NA
Vintage Direct Primary Care	Yes	No	No	100%	Yes	9	16	58	17	0
Waters Edge Family Practice & Wellness center	Yes	No	No	100%	Yes	37	55	101	0	2
Wise Patient Internal Medicine, PLLC	Yes	No	Yes	85%	Yes	31	0	555	35	0