

Direct practices in Washington state

Annual report to the Legislature
Dec. 1, 2023

Mike Kreidler, *Insurance Commissioner*

www.insurance.wa.gov

Table of Contents

- Executive summary 3**
 - Participation trends in fiscal year 2023 3
- Background 5**
 - Annual reports 5
 - Definition of direct practices in Washington state 6
- 2023 direct practice information 7**
 - Data from the annual statements 7
 - Table 1: Data summary 8
 - Locations 15
 - Participation in fiscal year 2023 18
 - Fees in fiscal year 2023 20
 - Affordability of direct practices 22
 - Table 2: Changes in practice average monthly fees over time. 22
 - Direct practices and the insurance market 24
 - Direct practice declined and discontinued patients 25
- How direct practices evolved 27**
 - Federal health care reform 27
 - Washington state’s Exchange legislation 28
- The future of direct practices 29**
 - How do direct practices operate under the ACA? 29
 - How does the ACA affect consumers who have existing direct practice agreements? 29
 - Does federal health care reform bar direct practice arrangements from operating outside the Exchange? 30
- Recommendations for legislative modifications 31**
- APPENDIX A: Annual statement form 32**
- APPENDIX B: Websites and addresses for direct practices 38**
- APPENDIX C: Voluntary information statistics 41**

Executive summary

The annual direct practice report to the Legislature highlights trends of participation and complaints within the direct practice primary care model. Direct practices are intended to provide extensions of coverage options and alternative medical homes. The Office of the Insurance Commissioner (OIC) has limited oversight of direct practices. Direct practices are sometimes called “retainer” or “concierge” practices, or direct patient-provider primary care practices.

Direct practices were authorized by the Washington state Legislature through a law enacted in 2007 Engrossed Second Substitute Senate Bill 5958, codified as [Chapter 48.150 in the Revised Code of Washington \(RCW\)](#). No insurance plan is involved unless a patient has separate insurance coverage for medical services beyond the scope of those authorized by the direct practice law. A set monthly fee is charged for all primary care services, regardless of the number of visits or care provided. RCW 48.150.010(8) defines “primary care” as routine health care services, including screening, assessment, diagnosis and treatment for the purpose of promotion of health, and detection and management of disease or injury.

There are 81 direct practices registered in Washington state, a net increase of 25 in the last year. Out of all Washington state residents, 0.4% are enrolled with a direct practice, up from 0.31% in 2022. The OIC is required to annually report to the Legislature “participation trends, complaints received, voluntary data reported by the direct practices and any necessary modifications to this chapter.”

The 2023 direct practices annual report analyzes the last three fiscal years of annual statements submitted to OIC by direct practices:

- **Fiscal year 2023:** July 1, 2022 through June 30, 2023
- **Fiscal year 2022:** July 1, 2021 through June 30, 2022
- **Fiscal year 2021:** July 1, 2020 through June 30, 2021

Participation trends in fiscal year 2023

- There were 31,669 (2022: 23,782) direct practice patients out of approximately 7.9 million Washington state residents*, or 0.4% of the population.
- **Increase in overall patient participation:** Total participants increased by 7,887, or 33.2%, from 23,782 participants in fiscal year 2022 to 31,669 in fiscal year 2023.
- **Increase in the number of practices registered with the OIC:** Total registrations increased by 25, from 56 in 2022 to 81 in 2023. Twenty-five new direct practices reported to the OIC.
- **Change to direct practice fees:** From fiscal year 2022 to fiscal year 2023, of the 56 direct practices that operated across both years:
 - Twelve direct practices reported they did not change their fees.

* As reported by the WA Office of Financial Management. Exact population figure: 7,951,150
Direct practices in Washington state: Annual report to the Legislature | Dec. 1, 2023

- Sixteen direct practices reported decreased fees.
- Twenty-eight direct practices reported increased fees.
- The twenty-five new direct practices have no fee history for prior years.
- **One complaint received:** The OIC received one complaint from August 2022 to July 2023 that an unregistered direct practice was unresponsive to attempts to bill and contact them.

OIC has limited oversight of direct practices. The agency registers the practices and collects the information to produce the annual legislative report. Much of the data collected is voluntary, beyond the registration and renewal requirements. If the Legislature is interested in more comprehensive data collection, the OIC needs additional authority.

Background

In 2007, the Washington state Legislature enacted a law to encourage innovative arrangements between patients and providers and to promote access to medical care for all citizens. Engrossed Second Substitute Senate Bill (E2SSB) 5958, also known as the direct patient-provider primary health care bill, is codified in RCW 48.150.

Prior to the passage of this law, direct care providers were subject to the state law for health care service contractors. However, due to the limited nature of the business model, the Legislature recognized that imposing the full scope of regulation was not practical for the limited number of direct care providers.

Under the 2007 law, registered direct practices operate within the safe harbor created by RCW 48.150 and are not insurers, health carriers, health care service contractors or health maintenance organizations as defined in RCW Title 48. As such, they operate without having to meet certain responsibilities required for insurers, including but not limited to financial solvency, capital maintenance, market conduct, and reserve and filing requirements. As a result, the OIC's regulatory authority over registered direct practices is extremely limited. The Legislature, instead, authorized the Department of Health and its various commissions to enforce violations of RCW 48.150 as unprofessional conduct (RCW 48.150.090). Any suspected violations of the law are reported to either the Department of Health, the Washington state Medical Commission, or both, for investigation and, where necessary, enforcement.

During the 2013 legislative session, the Legislature passed ESHB 1480, which amends RCW 48.150.040 to allow direct practices to dispense an initial supply of generic prescription drugs if the supply does not exceed 30 days. It also cannot involve an additional cost to the patient.

The OIC's regulatory role with direct practices is limited to the oversight of their registration and the review of their annual statements. The OIC reports this information annually to the Legislature. The Legislature did not give the OIC specific rulemaking authority over direct practices. However, the OIC has the authority to tell direct practice clinics how to submit annual statements, the format for submitting statements and what data to include.

Annual reports

Required direct practices annual statements include:

- The number of providers in each practice.
- The total number of patients served.
- The average direct practice fee.
- Names of direct practice providers.
- Business addresses.

The OIC's annual report to the Legislature must include:

- Participation trends.
- Complaints the OIC received.
- Voluntary data reported by direct practices.
- Any modifications to the chapter the OIC recommends as necessary.

Definition of direct practices in Washington state

Direct patient-provider primary care practices (direct practices) also are sometimes called "retainer" or "concierge" practices. Washington state defines direct practices in RCW 48.150.010 as a provider that:

- Charges a monthly fee for providing primary care services.
- Offers only primary care services.
- Enters into a written agreement with patients describing the services and fees.
- Does not bill insurance for any of the patient's primary care services.

A direct practice is a model of care in which physicians charge a predetermined, fixed monthly fee to patients for all primary care services provided in their offices, regardless of the number of visits or care provided. RCW 48.150.010(8) defines "primary care" as routine health care services, including screening, assessment, diagnosis, and treatment for the purpose of promotion of health, and detection and management of disease or injury.

Direct practices cannot sell to employer groups, however in 2009, the Legislature made minor modifications to the original legislation. Direct practices may now accept direct fees paid by an employer on behalf of an employee who is a patient. However, the law still prohibits employers from entering into coverage agreements with direct practices.

Physicians who provide direct care say they serve fewer patients than conventional practices but give patients more time during office visits to ask questions and receive explanations of medical care. Some direct practices offer additional services, such as same-day appointments, extended business hours, home visits and 24-hour emergency physician availability.

Direct practices do not provide comprehensive coverage. Under RCW 48.150.010(4)(d), direct practice services must not include hospitalization, major surgery, dialysis, high-level radiology, rehabilitation services, procedures requiring general anesthesia, more than an initial 30-day supply of prescription drugs or similar advanced procedures, services, or supplies. RCW 48.150.110(1) requires direct practice agreements to contain this disclaimer: *"This agreement does not provide comprehensive health insurance coverage. It provides only the health care services specifically described."*

2023 direct practice information

In October 2007, direct practices started filing annual statements with the OIC. Direct practices file a statement with the OIC to register and then annually submit a statement as a condition to continuing to offer direct practice services. Information for prior years is available in past reports[†] on the OIC's website.

Data from the annual statements

This report compares data from three fiscal years of annual statements:

- **Fiscal year 2023:** July 1, 2022 - June 30, 2023
- **Fiscal year 2022:** July 1, 2021 - June 30, 2022
- **Fiscal year 2021:** July 1, 2020 - June 30, 2021

The following chart summarizes data that the OIC collected in fiscal year 2023:

[†] Link to past reports: <https://www.insurance.wa.gov/legislative-and-commissioner-reports>

Table 1: Data summary

| Direct Practice Name | County | # of patients FY 2020 | # of patients FY 2021 | # of patients FY 2022 | # of patients FY 2023 | Change in Enrollment | Monthly fee FY 2020 | Monthly fee FY 2021 | Monthly fee FY 2022 | Monthly fee FY 2023 | Change in Fees |
|--------------------------------|----------|-----------------------|-----------------------|-----------------------|-----------------------|----------------------|---------------------|---------------------|---------------------|---------------------|--------------------|
| Bjurstrom & Lee, PLLP | King | 196 | 192 | 201 | 206 | 5 | \$ 1,172.91 | \$ 1,169.27 | \$ 1,167.00 | \$ 1,253.00 | \$ 86.00 |
| Emerald City Health PLLC | King | New report in 2022 | New report in 2022 | 186 | 199 | 13 | New report in 2022 | New report in 2022 | \$ 1,252.00 | \$ 1,217.00 | \$ (35.00) |
| Perkinson Finch, PLLC | King | 242 | 247 | 255 | 242 | -13 | \$ 1,032.00 | \$ 1,033.06 | \$ 1,115.00 | \$ 1,117.00 | \$ 2.00 |
| Dragonfly Medicine | San Juan | New report in 2023 | New report in 2023 | New report in 2023 | 271 | New report in 2023 | New report in 2023 | New report in 2023 | New report in 2023 | \$ 300.00 | New report in 2023 |
| Bellevue Medical Partners PLLC | King | 580 | 570 | 590 | 600 | 10 | \$ 180.00 | \$ 185.00 | \$ 215.00 | \$ 300.00 | \$ 85.00 |
| Jared M. Hendler, M.D. PLLC | Kitsap | 88 | 84 | 82 | 85 | 3 | \$ 235.00 | \$ 243.42 | \$ 266.19 | \$ 284.64 | \$ 18.45 |
| James and Lacambra PLLC | King | 650 | 936 | 782 | 912 | 130 | \$ 235.00 | \$ 229.00 | \$ 255.00 | \$ 275.00 | \$ 20.00 |
| Anchor Medical Clinic | Island | 50 | 63 | 50 | 45 | -5 | \$ 200.00 | \$ 200.00 | \$ 200.00 | \$ 275.00 | \$ 75.00 |
| Mdseelig | King | New report in 2023 | New report in 2023 | New report in 2023 | 139 | New report in 2023 | New report in 2023 | New report in 2023 | New report in 2023 | \$ 255.00 | New report in 2023 |

| | | | | | | | | | | | |
|--------------------------------------|-----------|--------------------|--------------------|--------------------|------|--------------------|--------------------|--------------------|--------------------|-----------|--------------------|
| Sound Medicine And Wellness | King | 100 | 150 | 195 | 205 | 10 | \$ 200.00 | \$ 200.00 | \$ 230.00 | \$ 238.00 | \$ 8.00 |
| Seattle Medical Associates | King | 3136 | 3430 | 3349 | 2948 | -401 | \$ 153.76 | \$ 144.62 | \$ 180.00 | \$ 225.00 | \$ 45.00 |
| Bliss Health and Wellness PLLC | Snohomish | New report in 2023 | New report in 2023 | New report in 2023 | 8 | New report in 2023 | New report in 2023 | New report in 2023 | New report in 2023 | \$ 195.00 | New report in 2023 |
| Bridge Primary Care, PLLC | Kitsap | New report in 2023 | New report in 2023 | New report in 2023 | 50 | New report in 2023 | New report in 2023 | New report in 2023 | New report in 2023 | \$ 186.00 | New report in 2023 |
| Docere Integrated Medicine | King | New report in 2021 | 450 | 500 | 570 | 70 | New report in 2021 | \$ 179.00 | \$ 159.00 | \$ 159.00 | \$ - |
| Care Medical Associates, PLLC | King | 292 | 287 | 276 | 268 | -8 | \$ 129.00 | \$ 130.00 | \$ 150.00 | \$ 151.00 | \$ 1.00 |
| Joshua Hiep Le, DO PLLC | King | New report in 2023 | New report in 2023 | New report in 2023 | 5 | New report in 2023 | New report in 2023 | New report in 2023 | New report in 2023 | \$ 150.00 | New report in 2023 |
| Wellness Direct Care | King | New report in 2023 | New report in 2023 | New report in 2023 | 70 | New report in 2023 | New report in 2023 | New report in 2023 | New report in 2023 | \$ 150.00 | New report in 2023 |
| Nurture Well Center | King | New report in 2021 | 90 | 100 | 100 | 0 | New report in 2021 | \$ 100.00 | \$ 145.00 | \$ 150.00 | \$ 5.00 |
| Wise Patient Internal Medicine, PLLC | King | 712 or 363 | 744 | 621 | 779 | 158 | \$ 100.00 | \$ 125.00 | \$ 135.00 | \$ 142.00 | \$ 7.00 |
| Capitol Hill Medical | King | New report in 2021 | 25 | 54 | 36 | -18 | New report in 2021 | \$ 141.00 | \$ 119.00 | \$ 141.00 | \$ 22.00 |
| Thurston Internal Medicine, PLLC | Thurston | New report in 2023 | New report in 2023 | New report in 2023 | 342 | New report in 2023 | New report in 2023 | New report in 2023 | New report in 2023 | \$ 140.00 | New report in 2023 |

| | | | | | | | | | | | |
|------------------------------------|-----------|--------------------|--------------------|--------------------|------|--------------------|--------------------|--------------------|--------------------|-----------|--------------------|
| Pier View Chiropractic, Inc PS | King | 320 | 185 | 219 | 48 | -171 | \$ 219.00 | \$ 206.00 | \$ 139.00 | \$ 135.00 | \$ (4.00) |
| River Valley Health PLLC | Lewis | New report in 2023 | New report in 2023 | New report in 2023 | 4500 | New report in 2023 | New report in 2023 | New report in 2023 | New report in 2023 | \$ 120.00 | New report in 2023 |
| the row health collective | King | New report in 2022 | New report in 2022 | 20 | 110 | 90 | New report in 2022 | New report in 2022 | \$ 158.00 | \$ 120.00 | \$ (38.00) |
| Olympic Medical Services | Thurston | 839 | 884 | 881 | 899 | 18 | \$ 94.59 | \$ 103.00 | \$ 94.00 | \$ 115.00 | \$ 21.00 |
| Eventide Health PLLC | San Juan | New report in 2022 | New report in 2022 | 562 | 600 | 38 | New report in 2022 | New report in 2022 | \$ 108.50 | \$ 112.00 | \$ 3.50 |
| Edmonds Health Clinic | Snohomish | 56 | 52 | 66 | 95 | 29 | \$ 95.00 | \$ 95.00 | \$ 95.00 | \$ 103.00 | \$ 8.00 |
| Functional Health Solutions | Snohomish | New report in 2023 | New report in 2023 | New report in 2023 | 270 | New report in 2023 | New report in 2023 | New report in 2023 | New report in 2023 | \$ 100.00 | New report in 2023 |
| Lapis Medicine, PLLC | Pierce | New report in 2023 | New report in 2023 | New report in 2023 | 3 | New report in 2023 | New report in 2023 | New report in 2023 | New report in 2023 | \$ 100.00 | New report in 2023 |
| Liberty Bell Family Medicine, PLLC | Okanogan | New report in 2023 | New report in 2023 | New report in 2023 | 11 | New report in 2023 | New report in 2023 | New report in 2023 | New report in 2023 | \$ 100.00 | New report in 2023 |
| Family and Wellness Medicine LLC | King | 18 | 21 | 17 | 20 | 3 | \$ 100.00 | \$ 100.00 | \$ 100.00 | \$ 100.00 | \$ - |
| Vigil Family Medicine PLLC | Pierce | New report in 2021 | 12 | 80 | 145 | 65 | New report in 2021 | \$ 75.00 | \$ 75.00 | \$ 100.00 | \$ 25.00 |
| Focus Health DPC | Pierce | New report in 2022 | New report in 2022 | 61 | 105 | 44 | New report in 2022 | New report in 2022 | \$ 79.00 | \$ 99.00 | \$ 20.00 |

| | | | | | | | | | | | |
|---|--------|--------------------|--------------------|--------------------|-----|--------------------|--------------------|--------------------|--------------------|----------|--------------------|
| NFB PLLC | King | New report in 2021 | 267 | 476 | 522 | 46 | New report in 2021 | \$ 78.00 | \$ 85.00 | \$ 98.00 | \$ 13.00 |
| Ivy Direct Primary Care | Clark | New report in 2023 | New report in 2023 | New report in 2023 | 0 | New report in 2023 | New report in 2023 | New report in 2023 | New report in 2023 | \$ 93.30 | New report in 2023 |
| Revitalize Metabolic Health PLLC | Pierce | New report in 2023 | New report in 2023 | New report in 2023 | 53 | New report in 2023 | New report in 2023 | New report in 2023 | New report in 2023 | \$ 90.00 | New report in 2023 |
| Waters Edge Family Practice & Wellness center | Island | 234 | 211 | 195 | 186 | -9 | \$ 87.50 | \$ 115.20 | \$ 110.00 | \$ 90.00 | \$ (20.00) |
| vancouver direct primary care | Clark | New report in 2022 | New report in 2022 | 20 | 92 | 72 | New report in 2022 | New report in 2022 | \$ 89.00 | \$ 89.00 | \$ - |
| Novel Healthcare | Pierce | New report in 2022 | New report in 2022 | 36 | 185 | 149 | New report in 2022 | New report in 2022 | \$ 94.00 | \$ 88.00 | \$ (6.00) |
| Destiny Direct Primary Care and Wellness Center, PLLC | Pierce | New report in 2021 | 169 | 266 | 286 | 20 | New report in 2021 | \$ 72.00 | \$ 87.50 | \$ 87.00 | \$ (0.50) |
| Lupine Family Medicine | Chelan | New report in 2023 | New report in 2023 | New report in 2023 | 21 | New report in 2023 | New report in 2023 | New report in 2023 | New report in 2023 | \$ 85.00 | New report in 2023 |
| Monarch Healthcare Solutions | Chelan | New report in 2023 | New report in 2023 | New report in 2023 | 292 | New report in 2023 | New report in 2023 | New report in 2023 | New report in 2023 | \$ 85.00 | New report in 2023 |
| Equinox Primary Care PLLC | King | New report in 2021 | 425 | 410 | 395 | -15 | New report in 2021 | \$ 75.00 | \$ 96.25 | \$ 85.00 | \$ (11.25) |
| Prudent Medical Providers NW | Pierce | 21 | 24 | 23 | 24 | 1 | \$ 49.00 | \$ 50.00 | \$ 65.00 | \$ 85.00 | \$ 20.00 |
| Ridgefield Family Medicine | Clark | 0 | 0 | 16 | 9 | -7 | \$ 50.00 | \$ 50.00 | \$ 60.00 | \$ 85.00 | \$ 25.00 |

| | | | | | | | | | | | |
|---|-----------|--------------------|--------------------|--------------------|------|--------------------|--------------------|--------------------|--------------------|----------|--------------------|
| Pacific Northwest Wellness Center, PLLC | Douglas | 1179 | 1556 | 1774 | 1250 | -524 | \$ 55.00 | \$ 59.00 | \$ 63.00 | \$ 83.00 | \$ 20.00 |
| Thread Health, PLLC | Spokane | New report in 2023 | New report in 2023 | New report in 2023 | 155 | New report in 2023 | New report in 2023 | New report in 2023 | New report in 2023 | \$ 81.00 | New report in 2023 |
| Manette Clinic A Professional Service Corporation | Kitsap | 876 | 922 | 899 | 908 | 9 | \$ 62.00 | \$ 86.00 | \$ 81.00 | \$ 80.00 | \$ (1.00) |
| Thrive Direct Health Care | Skagit | 220 | 260 | 370 | 344 | -26 | \$ 55.00 | \$ 60.00 | \$ 75.00 | \$ 80.00 | \$ 5.00 |
| transforMD Primary Care | Snohomish | 43 | 58 | 39 | 29 | -10 | \$ 70.00 | \$ 60.00 | \$ 70.00 | \$ 80.00 | \$ 10.00 |
| COHO MEDICAL GROUP PLLC | King | 151 | 161 | 197 | 244 | 47 | \$ 79.00 | \$ 79.00 | \$ 80.00 | \$ 79.00 | \$ (1.00) |
| Essential Direct Primary Care, PLLC | Thurston | New report in 2023 | New report in 2023 | New report in 2023 | 93 | New report in 2023 | New report in 2023 | New report in 2023 | New report in 2023 | \$ 78.00 | New report in 2023 |
| Assurance Healthcare & Counseling Center, LLC | Yakima | 1842 | 2045 | 2158 | 2362 | 204 | \$ 70.00 | \$ 75.00 | \$ 77.00 | \$ 77.00 | \$ - |
| Prompt Care Direct LLC | Pierce | New report in 2023 | New report in 2023 | New report in 2023 | 3 | New report in 2023 | New report in 2023 | New report in 2023 | New report in 2023 | \$ 75.00 | New report in 2023 |
| Main Street Family Medicine PLLC | Clark | New report in 2021 | 945 | 1057 | 1058 | 1 | New report in 2021 | \$ 55.00 | \$ 75.00 | \$ 75.00 | \$ - |
| Quick Clinic | Lewis | 1387 | 1486 | 1556 | 1590 | 34 | \$ 60.00 | \$ 60.00 | \$ 75.00 | \$ 75.00 | \$ - |
| Direct Care Clinics US PC | Clark | 500 | 430 | 350 | 350 | 0 | \$ 60.00 | \$ 60.00 | \$ 68.00 | \$ 75.00 | \$ 7.00 |

| | | | | | | | | | | | |
|-----------------------------------|----------|--------------------|--------------------|--------------------|-----|--------------------|--------------------|--------------------|--------------------|----------|--------------------|
| Koru Health PLLC | Clallam | New report in 2023 | New report in 2023 | New report in 2023 | 189 | New report in 2023 | New report in 2023 | New report in 2023 | New report in 2023 | \$ 70.00 | New report in 2023 |
| Sunny Family Medicine | Yakima | New report in 2023 | New report in 2023 | New report in 2023 | 100 | New report in 2023 | New report in 2023 | New report in 2023 | New report in 2023 | \$ 70.00 | New report in 2023 |
| GoodMed Direct Primary Care | King | 328 | 322 | 332 | 331 | -1 | \$ 59.00 | \$ 59.59 | \$ 60.00 | \$ 70.00 | \$ 10.00 |
| Oodle Family medicine | King | 130 | 140 | 180 | 230 | 50 | \$ 50.00 | \$ 60.00 | \$ 60.00 | \$ 70.00 | \$ 10.00 |
| Everside Health | Pierce | 2100 | 852 | 108 | 108 | 0 | \$ 60.00 | \$ 60.00 | \$ 69.00 | \$ 69.00 | \$ - |
| Dr Cranney Family Medicine | Spokane | New report in 2023 | New report in 2023 | New report in 2023 | 335 | New report in 2023 | New report in 2023 | New report in 2023 | New report in 2023 | \$ 65.00 | New report in 2023 |
| Revive Innovative Healthcare PLLC | Thurston | New report in 2021 | 38 | 68 | 79 | 11 | New report in 2021 | \$ 70.00 | \$ 75.00 | \$ 65.00 | \$ (10.00) |
| Cosmas Integrated Care Solutions | Thurston | New report in 2023 | New report in 2023 | New report in 2023 | 12 | New report in 2023 | New report in 2023 | New report in 2023 | New report in 2023 | \$ 60.00 | New report in 2023 |
| Total Collision and Injury | Benton | 20 | 14 | 11 | 10 | -1 | \$ 60.00 | \$ 75.00 | \$ 75.00 | \$ 60.00 | \$ (15.00) |
| DawnMDLLC | Whitman | New report in 2022 | New report in 2022 | 270 | 310 | 40 | New report in 2022 | New report in 2022 | \$ 58.00 | \$ 60.00 | \$ 2.00 |
| Vintage Direct Primary Care | Kitsap | 1070 | 1036 | 1049 | 970 | -79 | \$ 52.00 | \$ 56.00 | \$ 59.00 | \$ 59.00 | \$ - |
| ChymiymattymdLLC | Kitsap | 160 | 145 | 124 | 140 | 16 | \$ 50.00 | \$ 50.00 | \$ 58.00 | \$ 58.00 | \$ - |

| | | | | | | | | | | | |
|---------------------------------------|-----------|--------------------|--------------------|--------------------|------|--------------------|--------------------|--------------------|--------------------|----------|--------------------|
| Heritage Family Medicine | Thurston | 29 | 29 | 29 | 10 | -19 | \$ 70.00 | \$ 65.52 | \$ 65.34 | \$ 57.50 | \$ (7.84) |
| Home Family Medicine | Yakima | New report in 2023 | New report in 2023 | New report in 2023 | 293 | New report in 2023 | New report in 2023 | New report in 2023 | New report in 2023 | \$ 56.00 | New report in 2023 |
| Swedish Community Health Medical Home | King | 35 | 35 | 45 | 41 | -4 | \$ 55.00 | \$ 55.00 | \$ 55.00 | \$ 55.00 | \$ - |
| Direct Primary Care | Spokane | New report in 2021 | 594 | 818 | 997 | 179 | New report in 2021 | \$ 55.00 | \$ 55.00 | \$ 55.00 | \$ - |
| Lissa Lubinski MD PLLC | Clallam | 222 | 250 | 303 | 273 | -30 | \$ 60.00 | \$ 75.00 | \$ 53.00 | \$ 55.00 | \$ 2.00 |
| CompassDirect Healthcare | Kittitas | 1192 | 1109 | 1368 | 1790 | 422 | \$ 50.00 | \$ 57.00 | \$ 57.00 | \$ 54.00 | \$ (3.00) |
| North Star Clinic LLC | Jefferson | New report in 2023 | New report in 2023 | New report in 2023 | 34 | New report in 2023 | New report in 2023 | New report in 2023 | New report in 2023 | \$ 52.50 | New report in 2023 |
| Urgent Medical Center | Clark | 4 | 12 | 4 | 5 | 1 | \$ 60.00 | \$ 60.00 | \$ 50.00 | \$ 50.00 | \$ - |
| Snoqualmie Valley Hospital | King | 119 | 74 | 41 | 0 | -41 | \$ 40.00 | \$ 40.00 | \$ 40.00 | \$ 30.00 | \$ (10.00) |
| PWYC Healthcare | Thurston | New report in 2023 | New report in 2023 | New report in 2023 | 3 | New report in 2023 | New report in 2023 | New report in 2023 | New report in 2023 | \$ 25.00 | New report in 2023 |
| MB2K, LLC | King | 2 | 2 | 2 | 0 | -2 | \$ 60.00 | \$ 60.00 | \$ 120.00 | \$ - | \$ (120.00) |
| Family Care Spokane | Spokane | 100 | 67 | 41 | 0 | -41 | \$ 108.31 | \$ 75.00 | \$ 75.00 | \$ - | \$ (75.00) |

Locations

In 2023, 56 direct practices operating in Washington state submitted an annual statement.

Of those 56 practices, 25 reported to the OIC for the first time:

- | | |
|---------------------------------------|--------------------------------------|
| 1. Bliss Health and Wellness PLLC | 14. Lupine Family Medicine |
| 2. Bridge Primary Care PLLC | 15. MDseelig |
| 3. Cosmas Integrated Care Solutions | 16. Monarch Healthcare Solutions |
| 4. Dr Cranney Family Medicine | 17. North Star Clinic LLC |
| 5. Dragonfly Medicine | 18. Prompt Care Direct LLC |
| 6. Essential Direct Primary Care PLLC | 19. PWYC Healthcare |
| 7. Function Health Solutions | 20. Revitalize Metabolic Health PLLC |
| 8. Home Family Medicine | 21. River Valley Health PLLC |
| 9. Ivy Direct Primary Care | 22. Sunny Family Medicine |
| 10. Joshua Hiep Le, DO PLLC | 23. Thread PLLC |
| 11. Koru Health PLLC | 24. Thurston Internal Medicine PLLC |
| 12. Lapis Medicine PLLC | 25. Wellness Direct Care |
| 13. Liberty Bell Family Medicine PLLC | |

Direct practices operate in 20 Washington state counties.

| County | Direct practice – City |
|---------|--|
| Benton | <ul style="list-style-type: none"> Total Care Clinics – Kennewick |
| Chelan | <ul style="list-style-type: none"> Lupine Family Medicine – Wenatchee Monarch Healthcare Solutions - Wenatchee |
| Clallam | <ul style="list-style-type: none"> Koru Health PLLC – Port Angeles Lissa Lubinski MD – Port Angeles |
| Clark | <ul style="list-style-type: none"> Direct Care Clinics US PC – Vancouver Main Street Family Medicine PLLC – Vancouver Ridgefield Family Medicine – Ridgefield Urgent Medical Center – Vancouver Vancouver Direct Primary Care – Vancouver |

| County | Direct practice – City |
|-----------|---|
| | <ul style="list-style-type: none"> Ivy Direct Primary Care - Vancouver |
| Douglas | <ul style="list-style-type: none"> Pacific Northwest Wellness Center, PLLC (formerly RediMedi Clinic) – Wenatchee |
| Island | <ul style="list-style-type: none"> Anchor Medical Clinic – Freeland Water’s Edge Family Practice and Wellness Center – Langley |
| Jefferson | <ul style="list-style-type: none"> North Star Clinic LLC – Port Townsend |
| King | <ul style="list-style-type: none"> Bellevue Medical Partners – Bellevue Bjurstrom & Lee, PLLP/MD2 – Bellevue Capitol Hill Medical – Seattle Care Medical Associates – Bellevue Coho Medical Group – Bellevue Docere Integrated Medicine – Auburn Emerald City Health PLLC/ MD² Seattle II - Seattle Equinox Primary Care PLLC – Seattle Family and Wellness Medicine – Federal Way GoodMed Direct Primary Care – Seattle James and Lacambra PLLC/Seattle Premier Health – Seattle Joshua Hiep Le, DO PLLC - Renton MB2K, LLC/Family Care of Kent – Kent MDseelig - Seattle NFB LLC/Greenlake Primary Care – Seattle Nurture Well Center – Shoreline Oodle Family Medicine – Renton Perkinson Finch, PLLC/MD² Seattle – Seattle Pier View Chiropractic – Normandy Park Seattle Medical Associates – Seattle Snoqualmie Valley Hospital – Snoqualmie Sound Medicine and Wellness – Seattle Swedish Ballard Family Medicine Clinic – Ballard The Row Health Collective – Snoqualmie Wellness Direct Care - Issaquah Wise Patient Internal Medicine – Seattle |

| County | Direct practice – City |
|-----------|---|
| Kitsap | <ul style="list-style-type: none"> • Bridge Primary Care, PLLC – Bainbridge Island • Chymiyattymd LLC/Pacifica Medicine and Wellness – Poulsbo • Jared Hendler, MD – Bainbridge Island • The Manette Clinic – Bremerton • Vintage Direct Primary Care – Poulsbo |
| Kittitas | <ul style="list-style-type: none"> • CompassDirect HealthCare/Ellensburg Family Medicine – Ellensburg |
| Lewis | <ul style="list-style-type: none"> • Quick Clinic – Centralia • River Valley Health PLLC – Mossyrock |
| Okanogan | <ul style="list-style-type: none"> • Liberty Bell Family Medicine, PLLC - Twisp |
| Pierce | <ul style="list-style-type: none"> • Destiny Direct Primary Care and Wellness Center, PLLC - Tacoma • Everside Health – Federal Way, Puyallup and Tacoma • Focus Health DPC – Tacoma • Lapis Medicine PLLC - Tacoma • Novel Healthcare DPC – Gig Harbor • Prudent Medical Providers NW (formerly Sound Clinical Medicine, P.S.) – Gig Harbor • Revitalize Metabolic Health PLLC – Gig Harbor • Vigil Family Medicine, PLLC – Tacoma • Prompt Care Direct LLC |
| San Juan | <ul style="list-style-type: none"> • Dragonfly Medicine - Eastsound • Eventide Health PLLC – Friday Harbor |
| Skagit | <ul style="list-style-type: none"> • Fern Lane Company/Thrive Direct Health Care – La Conner |
| Snohomish | <ul style="list-style-type: none"> • Bliss Health and Wellness PLLC - Lynnwood • Edmonds Health Clinic – Edmonds • Functional Health Solutions - Snohomish • TransforMD Primary Care – Lynnwood |
| Spokane | <ul style="list-style-type: none"> • Direct Primary Care – Spokane • Dr Cranney Family Medicine - Spokane • Family Care of Spokane – Spokane • Thread Health PLLC - Spokane |
| Thurston | <ul style="list-style-type: none"> • Cosmas Integrated Care Solutions - Lacey |

| County | Direct practice – City |
|---------|---|
| | <ul style="list-style-type: none"> • Essential Direct Primary Care PLLC - Olympia • Heritage Family Medicine – Olympia • Olympic Medical Services– Olympia • PWYC Healthcare - Olympia • Revive Innovative Healthcare PLLC – Yelm • Thurston Internal Medicine PLLC - Olympia |
| Whitman | <ul style="list-style-type: none"> • Dawn MD LLC - Pullman |
| Yakima | <ul style="list-style-type: none"> • Assurance Healthcare & Counseling Center – Yakima • Home Family Medicine – Yakima • Sunny Family Medicine - Yakima |

Participation in fiscal year 2023

- For direct practices that enrolled patients in both 2022 and 2023, enrollment **increased** at 32 direct practice clinics, for a combined total of 1,988 new patients. Including the direct practices that reported for the first time in 2023, 57 direct practices increased enrollment, with a total of 9,240 patients. For direct practices that enrolled patients in both 2022 and 2023, increases in new enrollees ranged from one at Family Medicine PLLC, Urgent Medical Center and Prudent Medical Providers NW to 422 at CompassDirect Healthcare.
 - Enrollment increased by 33% from 23,782 total enrollees in fiscal year 2022 to 31,669 enrollees in fiscal year 2023.
 - Two clinics experienced an enrollment increase of over 200 patients from 2022 to 2023:
 - Assurance Healthcare & Counseling Center, LLC had an increase of 204 patients from 2022 to 2023, from 2,158 to 2,362, a 9.5% increase.
 - CompassDirect Healthcare had an increase of 422 patients from 2021 to 2022, from 1368 to 1790, a 31% increase.
 - Among the direct practices that reported for the first time in 2023, seven indicated enrollments of over 200 patients:
 - River Valley Health PLLC reported 4,500 enrollees.
 - Thurston Internal Medicine PLLC reported 342 enrollees.
 - Dr Cranney Family Medicine reported 335 enrollees.
 - Home Family Medicine reported 293 enrollees.
 - Monarch Healthcare Solutions reported 292 enrollees.
 - Dragonfly Medicine reported 271 enrollees.
 - Functional Health Solutions reported 270 enrollees.

- For direct practices that enrolled patients in both 2022 and 2023, enrollment **decreased** at 21 direct practice clinics, with a combined decrease of 1,425 enrollees.
 - Northwest Wellness Center PLLC reported a decrease of 525 direct practice enrollees.
- Three direct practices reported no change in enrollment from 2022 to 2023.
- Twenty-one direct practice providers reported they participated as in-network providers in a health carrier’s network in 2022. This is a significant change since reporting began in 2007 when all reporting practices performed direct-patient provider primary care exclusively. In 2021, 17 direct practices reported that they participated as in-network providers in a health carrier’s network.
- All 81 practices reported the percentage of their business that is direct practice.
 - Thirteen practices reported that 5% or less of their business is direct practice.
 - Forty-nine direct practices reported that 100% of their business is direct practice.

The number of direct practice patients in WA has increased each year since 2019.

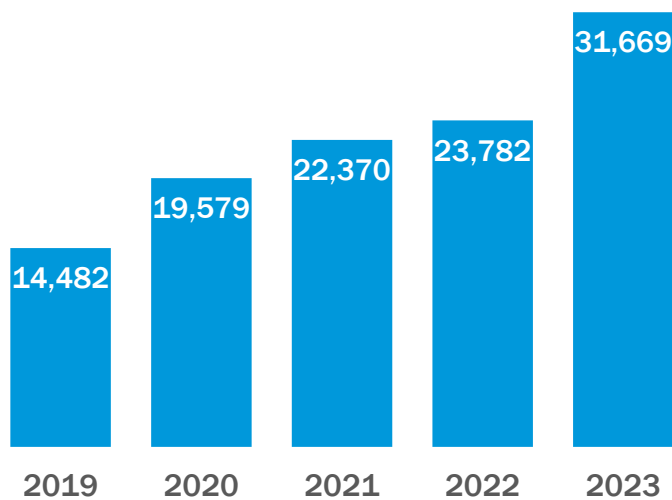


Figure 1: The total number of direct practice patients in WA by year, from 2019 to 2023. The total number of patients has increased each year.

The number of direct practices by their change in enrollment from 2022 to 2023.

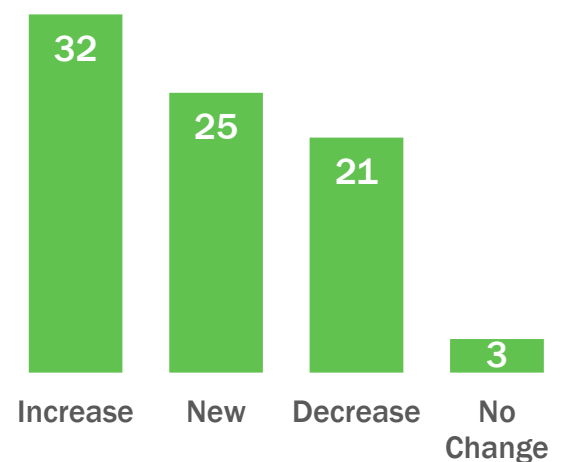


Figure 2: The number of direct practices grouped by their change in enrollment from 2022 to 2023. 32 out of 81 direct practices saw an increase in enrollment. 25 direct practices were reported as new.

The number of clinics by what percentage of their business is direct practice in 2023.

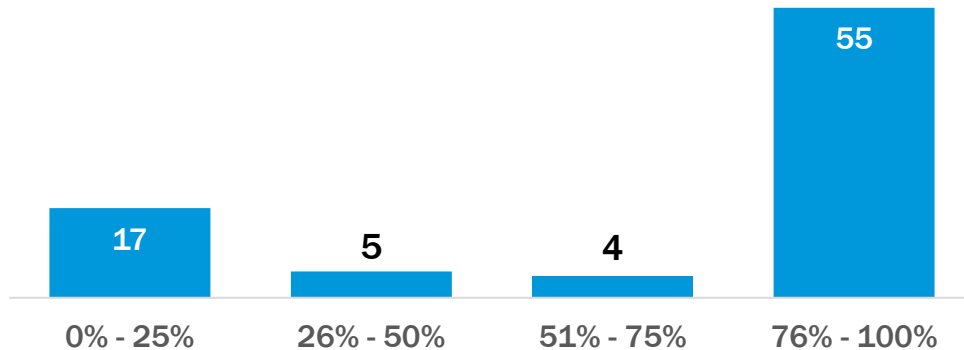


Figure 3: The number of clinics grouped by what percentage of their business is direct practice, for the year 2023. 55 out of 81 practices indicated that between 76% and 100% of their business is direct practice.

Fees in fiscal year 2023

- Twenty-eight direct practices **increased** their monthly fees.
 - Seventeen practices increased their fees by \$10 or more per month.
 - The average increase of monthly fees from 2022 to 2023 was \$20.57, compared to an increase of \$18.94 the previous year.
 - Bjurstrom & Lee PLLP had the highest monthly fee increase of \$86.
- Fourteen direct practices **decreased** their monthly fees.
 - The average decrease of monthly fees from 2022 to 2023 was \$11.61, compared to an average decrease of \$16.27 the previous year.
- Twelve direct practices saw **no change** in their monthly fees from 2022 to 2023.
 - Among these clinics, the average monthly fee for patients was \$76.75.
- Two direct practices reported to the OIC but indicated they had zero enrollees, and as a result reported no monthly fees.
- The average monthly fee was \$150.28 (excluding the two practices that had zero enrollees and zero monthly fees), down from \$158.42 in 2022.
 - The average monthly fee for all new direct practices is \$111.27.
- The highest monthly fee is \$1,253 at Bjurstrom & Lee PLLP.
- The lowest monthly fee is \$25 at PWYC Healthcare, followed by Snoqualmie Valley Hospital (Public Hospital District No. 4 King County) with a monthly fee of \$30.

The number of direct practices by their change in monthly fees from 2022 to 2023.

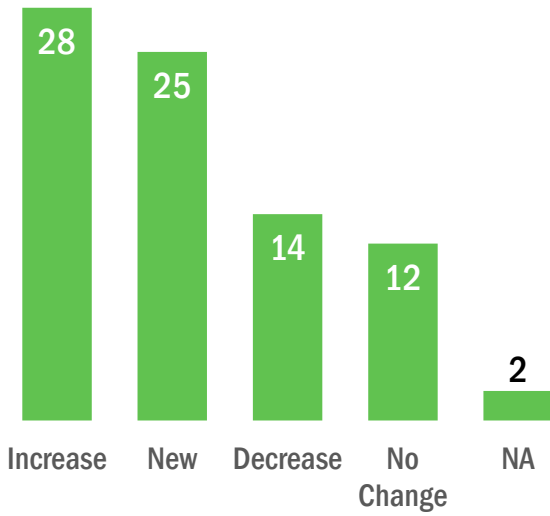


Figure 5: most direct practices (28 out of 81) saw an increase in their monthly fees from 2022 to 2023.

The distribution of direct practices by their monthly fees in 2023.

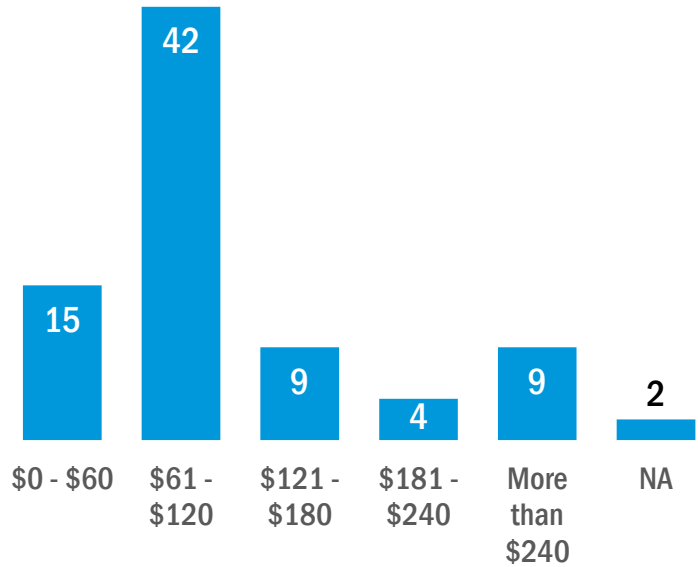


Figure 4: The number of direct practices grouped by their average monthly fees. More than half (42 of 81) direct practices indicated that their monthly fees are between \$61 and \$120.

The average monthly fees for WA direct practices by county.

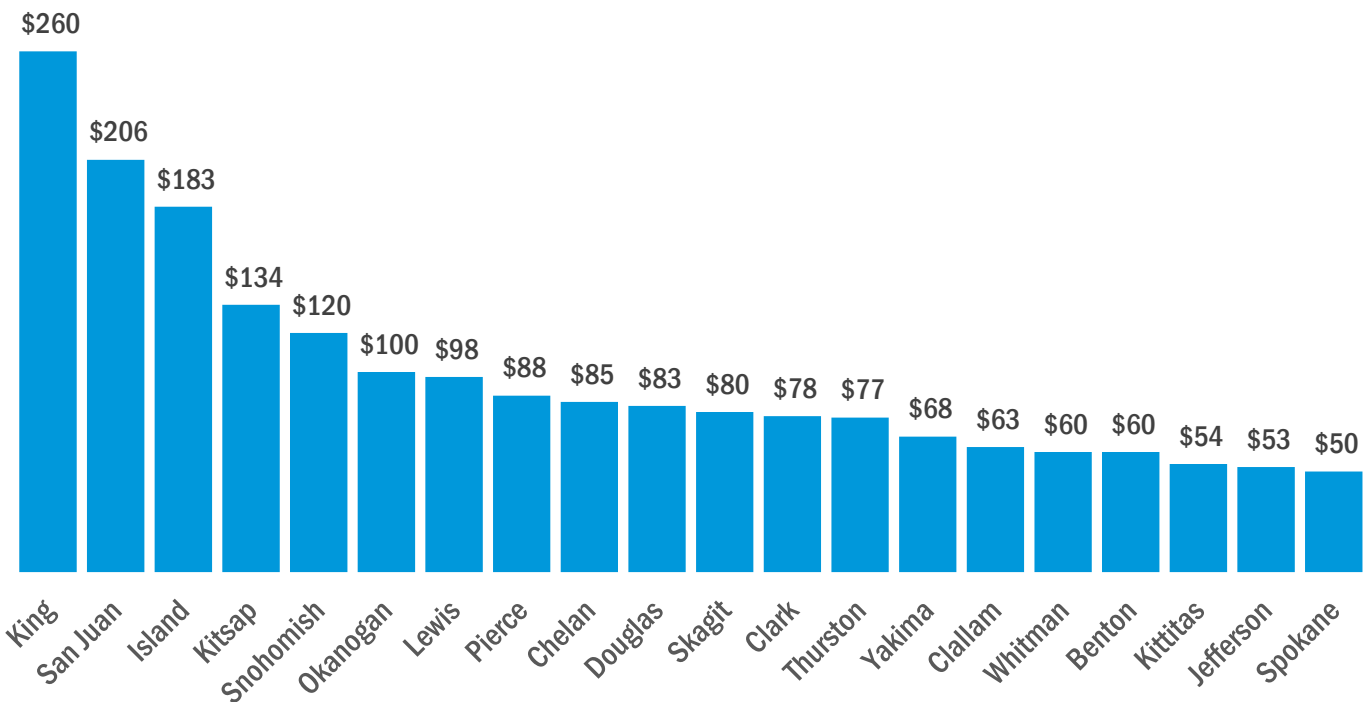


Figure 6: The average monthly fees for each county with reporting direct practices for the year 2023. King county had the highest average monthly fee of \$260, and Spokane county had the lowest, with an average monthly fee of \$50.

Affordability of direct practices

A key assumption underlying the 2007 legislation was that direct practices could provide affordable access to primary care services. In theory, this would reduce pressure on the health care system and relieve problems caused by a shortage of primary care physicians.

Monthly fees at direct practices vary from \$25 to \$1,253. Enrollees at 11 practices pay between \$100 and \$200 per month, though enrollees at 37 direct practices pay \$100 or less and enrollees at eight direct practices pay \$200 or more per month. The OIC does not collect data regarding the affordability of the fees for direct practice patients.

Table 2 below provides information about the enrollment in five fee ranges.

Table 2: Changes in practice average monthly fees over time

| Monthly fee | \$ 50 or less | \$51 - \$75 | \$76 - \$100 | \$101 - \$200 | \$201 + |
|--------------------------|---------------|-------------|--------------|---------------|---------|
| FY 2023 enrollees | 8 | 9,253 | 8,076 | 8,480 | 5,852 |
| FY 2023 practices | 5 | 23 | 26 | 16 | 11 |
| FY 2022 enrollees | 45 | 10,011 | 5,487 | 5,948 | 2,291 |
| FY 2022 practices | 2 | 23 | 12 | 12 | 7 |
| FY 2021 enrollees | 1,095 | 11,136 | 1,576 | 6,919 | 1,644 |
| FY 2021 practices | 5 | 24 | 7 | 11 | 5 |
| FY 2020 enrollees | 1,622 | 9,357 | 1,909 | 4,353 | 1,838 |
| FY 2020 practices | 6 | 15 | 9 | 7 | 5 |
| FY 2019 enrollees | 2,917 | 2,600 | 2,816 | 4,969 | 1,160 |
| FY 2019 practices | 4 | 10 | 7 | 8 | 5 |
| FY 2018 enrollees | 4,574 | 6,668 | 1,347 | 4,585 | 532 |
| FY 2018 practices | 4 | 17 | 7 | 5 | 3 |
| FY 2017 enrollees | 2,556 | 5,336 | 1,348 | 4,554 | 996 |
| FY 2017 practices | 6 | 18 | 7 | 5 | 3 |
| FY 2016 enrollees | 1511 | 2581 | 2167 | 4151 | 862 |
| FY 2016 practices | 8 | 8 | 6 | 6 | 2 |
| FY 2015 enrollees | 1519 | 2651 | 2737 | 3757 | 840 |
| FY 2015 practices | 10 | 10 | 6 | 6 | 3 |

Monthly fee trends for direct practice enrollees.

In 2023, 45.3% of enrollees were in practices that charged more than \$100 in monthly fees.

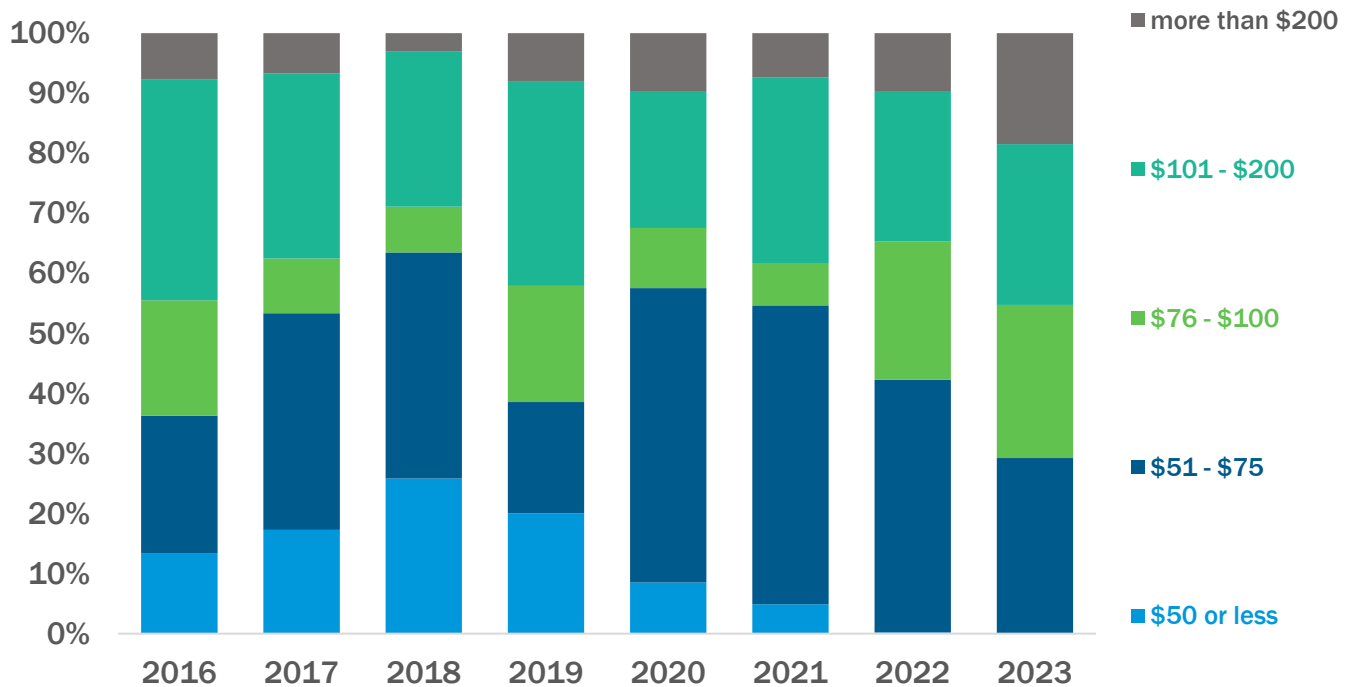


Figure 7: The distribution of the percentage of enrollees by average monthly fees from 2016 to 2023. Since 2016, fewer enrollees are enrolled in direct practices with \$50 or less monthly fees. The percentage of enrollees with higher average monthly fees has increased.

Monthly fee trends for direct practice clinics.

In 2023, 33.3% of direct practices charged more than \$100 in monthly fees.

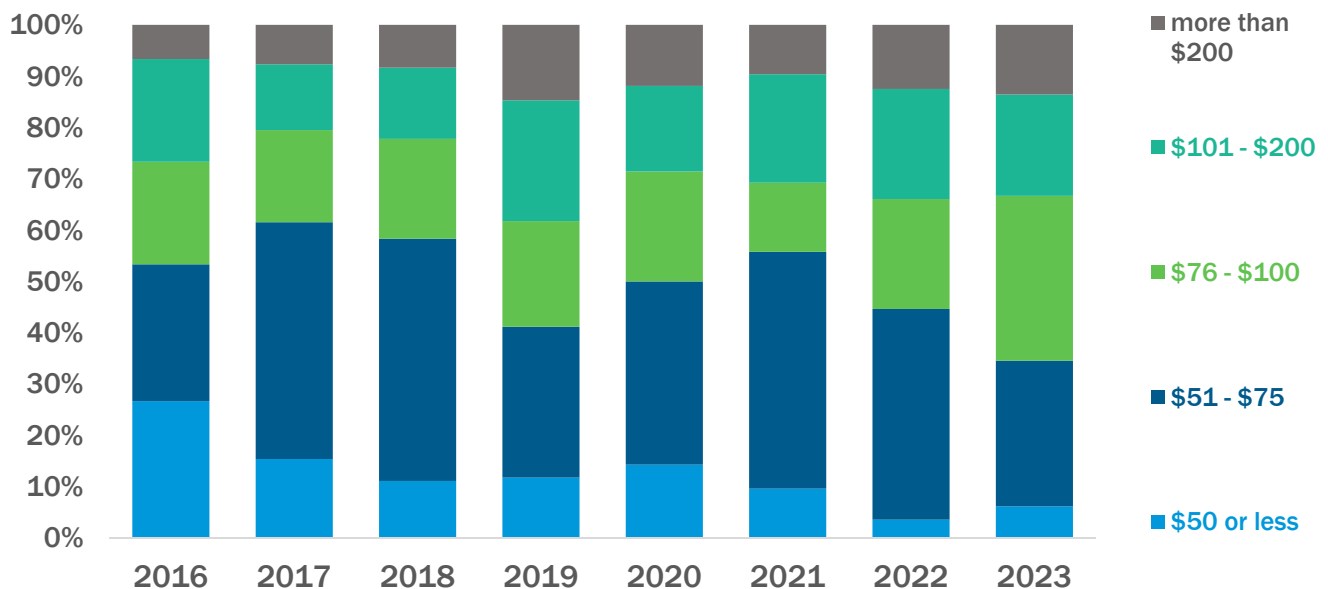


Figure 8: The distribution of direct practices by their average monthly fees charged, from 2016 to 2023. Since 2016, a higher percentage of direct practices charge fees of \$76 or more.

Direct practices and the insurance market

The OIC annual survey asks direct practice clinics if they collect information about patients' other health plans when patients enroll. In 2023, 45 of the 81 responding direct practices indicated they collect this information. Among these 45 direct practices, not all reported the breakdown of their patients' health coverage.

According to the clinics that reported this information, the number of direct practice clients who are uninsured (out of the 18,435 enrollees in direct practices that provided the OIC information about the number of uninsured individuals) are:

- **Fiscal year 2023:** 2,127 enrollees, or 11.5%
- **Fiscal year 2022:** 2,195 enrollees, or 13.3%
- **Fiscal year 2021:** 2,364 enrollees, or 10.57%

Under Washington state law, direct practices cannot bill insurers for primary care services provided under the direct practice agreement because this would result in "double dipping" or collecting payment twice. Patients are advised to obtain other insurance such as a high-deductible health plan, also called "catastrophic plans," to ensure that emergency and other services are covered.

The number of direct practice clients who have private insurance (non-Medicare, non-Medicaid) (out of the 18,444 that provided the OIC information about the number of privately insured individuals) are:

- **Fiscal year 2023:** Forty-four direct practices reported 9,164 enrollees who had private insurance, or 49.7% of enrollees.
- **Fiscal year 2022:** Thirty-eight direct practices reported 7,649 enrollees who had private insurance, or 46.3% of enrollees.
- **Fiscal year 2021:** Thirty-two direct practices reported 8,642 enrollees who had private insurance, or 38.6% of all enrollees.

Medicare enrollment figures (out of the 17,762 enrollees of direct practices that provided the OIC information about the number of individuals with Medicare):

- **Fiscal year 2023:** 4,600 enrollees or 25.9%.
 - **Forty direct practices reported Medicare enrollment figures for 2023.**
- **Fiscal year 2022:** 4,121 enrollees or 25.1%.
 - **Thirty-five direct practices reported Medicare enrollment figures for 2022.**
- **Fiscal year 2021:** 4,374 enrollees or 19.6%.
 - **Twenty-two direct practices reported Medicare enrollment figures for 2021.**
- **Fiscal year 2020:** 3,314 enrollees or 16.9%

Medicaid enrollment figures: (out of the 16,858 enrollees of direct practices that provided the OIC information about the number of individuals with Medicaid):

- **Fiscal year 2023:** 832 enrollees or 4.9%

- **Forty direct practices reported Medicaid enrollment figures for 2023.**
- **Fiscal year 2022:** 632 enrollees or 3.9%
 - **Thirty-five direct practices reported Medicaid enrollment figures for 2022.**
- **Fiscal year 2021:** 589 enrollees or 2.6%
 - **Twenty-one direct practices reported Medicaid enrollment figures for 2021.**
- **Fiscal year 2020:** 516 enrollees or 2.6%

Insurance coverage types for direct practice enrollees from 2019 to 2023

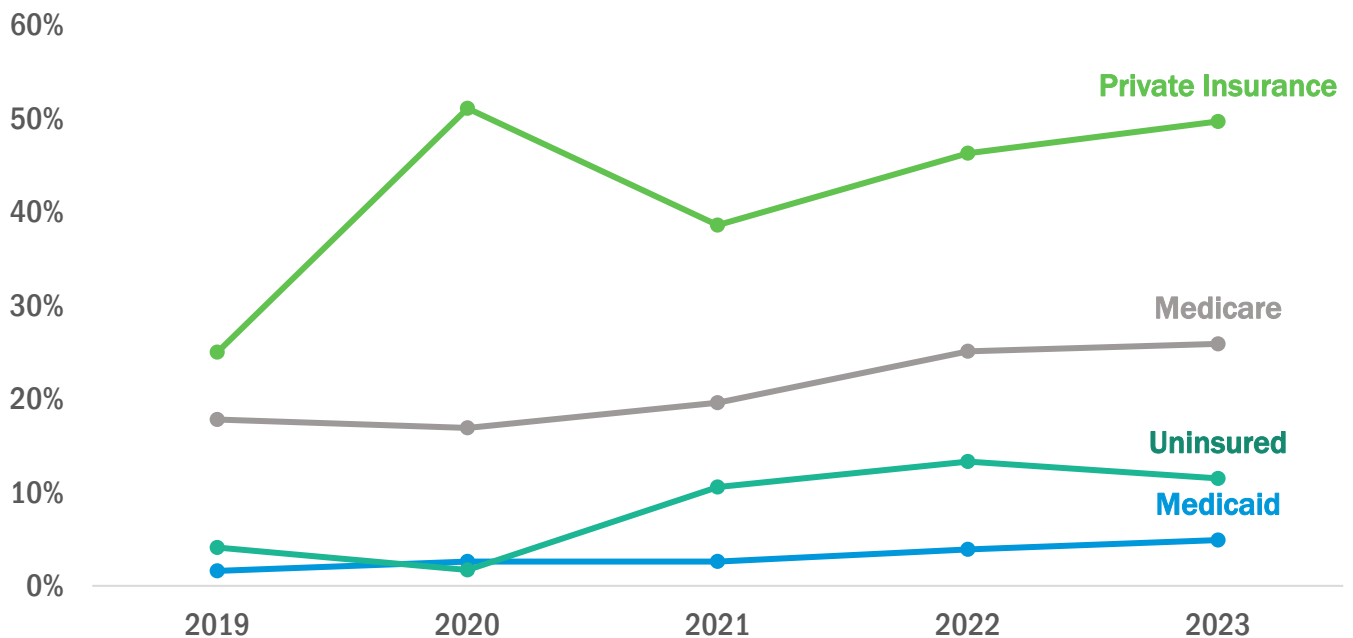


Figure 9: The types of insurance coverage that direct practice enrollees have, from 2019 to 2023. Since 2019, the share of enrollees with private insurance has increased at a faster rate than other coverage types.

Direct practice declined and discontinued patients

Discontinued patients

All 81 direct practices responded to the question of whether they had discontinued patients in the past year. Out of the 81 direct practices, 39 had discontinued patients within the past year.

Of the 39 direct practices that indicated they had discontinued patients, the average number of patients discontinued per practice was 35.6. The minimum was one, and the maximum number of discontinued patients was 554. Pacific Northwest Wellness Center, PLLC reported discontinuing 554 patients, "citing change in income", and "employer insurance" as reasons for the discontinuations. The next largest number of discontinuations was 99 at NFB LLC.

The following is a list of reasons direct practices discontinued patients in the past year.

Reasons for patient discontinuations

- Drug-seeking behavior
- Moved away
- Financial challenges
- Direct patient care services terminated
- Obtained employer insurance
- Patient death
- Change to HMO requiring in-network PCP
- Nonpayment
- Non-compliance with drug use agreement
- Patient requested to end services
- Change to Medicare
- Employer discontinued paying for membership
- Transfer to hospice/SNF

Declined patients

All 81 direct practices responded to the question of whether they had declined any patients. Sixteen direct practices indicated they had declined patients.

- Of the 16 direct practices, 15.4 was the average number of patients they declined. The minimum was one, and the maximum number of patients declined by a single direct practice within the past year was 100. Seattle Medical Associates reported declining 100 patients, and the next highest number of declined patients was 25, as reported by Equinox Primary Care PLLC, Emerald City Health PLLC and Bjurstrom & Lee PLLP.

The following is a list of reasons direct practices declined patients within the past year.

Reasons for declining patients

- Termination of program last year.
- Known drug abuser.
- Inappropriate social media messages prior to initial appointment.
- The practice is full or not taking new patients.
- Not a good fit for model of care – advise to seek care elsewhere.
- Unable to work with patient insurance.
- Geographically too far away.
- The patient did not show up.

How direct practices evolved

Washington state is credited as the birthplace of direct practices because the first model started here in 1996:

- The American Medical Association and the American Academy of Family Physicians established ethical and practice guidelines for direct practices.
- In 2003, the federal establishment of Health Savings Accounts (HSA) promoted consumer-directed medicine, which includes direct practices.
- In 2003, the Society for Innovative Medical Practice Design formed and represents direct practice physicians. Its initial name was the American Society of Concierge Physicians.
- In 2004, the U.S. Office of the Inspector General for the Department of Health and Human Services warned practices about “double dipping,” and started taking enforcement steps against physicians who charged Medicare beneficiaries extra fees for already covered services. This includes coordination of care with other health care provider, preventive services and annual screening tests. The practices were referred to under various names: concierge, retainer or platinum practices.
- In 2005, the U.S. Government Accountability Office issued [GAO Report 05-929[†]](#), called “Physician Services: Concierge Care Characteristics and Considerations for Medicare.” At the time, there were 112 “concierge physicians” nationwide who charged annual fees ranging from \$60 to \$15,000.
- In 2006, Washington state’s Insurance Commissioner determined that retainer practices are insurance. West Virginia’s commissioner made the same ruling in 2006.
- In 2007, Washington state became the first to define and regulate direct patient primary care practices and to prohibit direct practice providers from billing insurance companies for services provided to patients under direct practice agreements.
- In 2013, Washington state passed legislation establishing that direct practices may pay for charges associated with the dispensing, at no additional cost to the direct patient, of an initial supply of generic prescription drugs prescribed by the direct provider. The initial supply may not exceed 30 days. In aggregate, payments for prescription drugs and lab and imaging services may not exceed 15% of the direct fee charged to the patient ([Chapter 126, Laws of 2013](#)).

Federal health care reform

On March 23, 2010, President Obama signed The Patient Protection and Affordable Care Act, commonly known as the Affordable Care Act (ACA). It required the development of health benefit exchanges, starting in 2015, to help individuals and small businesses buy health insurance and qualify for subsidies available only for plans that are sold through an exchange.

Under the ACA, an exchange may only offer qualified health plans. Each plan must meet requirement standards and provide an essential benefit package. Essential health benefits include:

- Ambulatory patient services

[†] Link to GAO report: <http://www.gao.gov/assets/250/247393.pdf>

- Emergency services
- Hospitalization
- Maternity and newborn care
- Mental health and substance use disorder services, including behavioral health treatment
- Prescription drugs
- Rehabilitative and habilitative services and devices
- Laboratory services
- Preventive and wellness services and chronic disease management
- Pediatric services, including dental and vision care

Since Sept. 23, 2010, the ACA has required new health plans to eliminate cost-sharing requirements for evidence-based items or services that have an “A” or “B” rating from the U.S. Preventive Services Task Force.

Washington state’s Exchange legislation

In 2012, the Washington state Legislature passed E2SHB 2319, “An act relating to furthering state implementation of the health benefit exchange and related provisions of the affordable care act.” This is called “The Exchange Bill.”

Section 8(3) of the bill, now codified as RCW 43.71.065(3), allows the Exchange Board to permit direct primary care medical home plans, consistent with Section 1301 of the ACA, to be offered on the Exchange as of Jan. 1, 2015.

Section 1301(a)(3) TREATMENT OF QUALIFIED DIRECT PRIMARY CARE MEDICAL HOME PLANS

The Secretary of Health and Human Services shall permit a qualified health plan to provide coverage through a qualified direct primary care medical home plan that meets the criteria established by the Secretary, so long as the qualified health plan meets all requirements that are otherwise applicable, and the services covered by the medical home plan are coordinated with the entity offering the qualified health plan.

The future of direct practices

The development of the ACA raises questions in the evolution of direct practices:

How do direct practices operate under the ACA?

Direct practices are not insurers and are only authorized to offer primary care services to their direct practice patients. Direct practices are not able to provide comprehensive health care. This means under the ACA, they are not qualified health plans eligible for sale through the Exchange.

The ACA specifies that a “qualified health plan” may provide coverage “through a qualified direct primary care medical home plan.” As a result, direct practices may contract with insurers to provide primary care services in the insurer’s qualified health plans in addition to offering direct practice services to patients. However, it cannot bill an insurer for services provided under a direct practice agreement.

How does the ACA affect consumers who have existing direct practice agreements?

The individual mandate responsibility provision of the ACA requires consumers to buy health insurance that provides for essential health benefits and covers emergency services. Direct practice agreements only provide primary care services and do not cover emergency services. As such, they do not qualify as health insurance, so they do not meet the individual mandate requirement. The mandate is not currently enforced, as the financial penalty for failure to obtain coverage was reduced to zero by Congress in 2017, effective in 2019.

The Washington Health Benefit Exchange (Exchange) opened in late 2014 and began selling policies that took effect starting Jan. 1, 2015. Enrollment both inside and outside of the Exchange for the individual market showed a dramatic increase, adding over 50,000 more health insurance enrollees. The enrollment in the individual commercial market has totaled between 200,000 and 250,000 enrollees over the last several years.

Consumers who buy health plans through the Exchange receive numerous benefits:

- If they meet income requirements, they’re eligible for subsidies or premium tax credits, which are not available outside of the Exchange.
- Exchange health plans cover essential health benefits (EHBs), including but not limited to preventive services and chronic disease management. If a consumer pays a direct practice instead of buying a health plan that covers EHBs, the consumer only receives primary care, preventive services and chronic disease management services. Direct practices do not provide access to specialists or emergency care and the consumer must pay out-of-pocket for other medical services, including emergency or specialist services, unless they also obtain health insurance.
- If a consumer has health insurance, there are limitations on their maximum out-of-pocket expenses. A maximum out-of-pocket expense is the total of cost-sharing expenses, such as coinsurance and copayment, and the amount of the plan’s annual deductible that the insured is required to pay, not including premiums. Once the limit is reached, a consumer does not pay for

additional cost-sharing expenses. However, consumers' costs associated with a direct practice do not count as cost-sharing expenses under most health plans and will not be applied to reduce the maximum out-of-pocket limitation because those services are not received as a part of a health plan benefit. For example, a direct practice provider is not a network provider and cannot bill health insurers regulated under RCW 48 for health care services because the consumer is paying for those services through the direct practice agreement and would result in double payment. Therefore, the consumer does not benefit from direct practice monthly fees counting toward annual maximum out-of-pocket expense limits.

Does federal health care reform bar direct practice arrangements from operating outside the Exchange?

Nothing in federal health care reform bars direct practice arrangements from operating outside the Exchange. There appears to still be a market for exclusive direct practices that cater to wealthier consumers and offer a concierge model, as well as for consumers who can't buy health care coverage on the Exchange, such as undocumented immigrants. In addition, some consumers simply join direct practices because they like the personal service, so these consumers may continue to use direct practices.

Recommendations for legislative modifications

Washington state is the historical birthplace for direct practice providers. Although direct primary care practices have not gained significant market share, they are present in 20 Washington state counties.

The annual survey contains questions providers must answer under the requirements of the bill and includes voluntary questions providers may answer. Since the providers are not required to answer all survey questions, it makes it difficult for the OIC to monitor direct practices for compliance with RCW 48.150. This prevents the OIC from requiring all providers to respond to questions related to RCW 48.150.020 and 48.150.050, about direct provider discrimination and employer contracts.

There is no practical means for the OIC to monitor direct practices for compliance with RCW 48.150, under the current legal framework. As a result, the Insurance Commissioner recommends legislative modifications, such as removing the term “voluntary data” from RCW 48.150.100(3) for clarity and adding language requiring direct practices to answer all annual survey questions asked by the Insurance Commissioner.

APPENDIX A: Annual statement form

This year, like last year, the OIC collected annual survey responses through an online form to make the process easier for providers and to receive timely responses. The questions were similar to paper statements issued in previous years. A summary of the questions are provided below.

- Practice name (Include all names utilized, such as a DBA name, so that all names can be listed as registered).

Practice Name

DBA Name

- If the practice utilizes more than one name, please identify which name should be the primary name that the practice will be listed under:

Primary Name

- Contact person for this statement:

Name

Title

Email Address

Phone Number

- Will this contact person also be the person to contact when it is time to renew the registration? If not, please identify that person.

Name

Title

Email Address

Phone Number

- What is the practice's address?

Name

Company

Address

City/Town

State/Province

ZIP/Postal Code

Country

Email Address

Phone Number

- Please answer, if there is another practice location other than the primary location, please identify the practice location if the practices are not registered separately.

Name

Company

Address

City/Town

State/Province

ZIP/Postal Code

Country

Email Address

Phone Number

- Identify all affiliated or partner direct care providers if you are part of a group of direct care providers: (Please input "N/A" where not applicable)

Provider 1:

Provider 2:

Provider 3:

Provider 4:

- What is the total number of patients currently enrolled in your direct practice?

- What is the average monthly membership fee?

Does the practice offer an annual membership?

Yes

No

What is the average annual membership fee?

If the annual membership funds are collected in advance for the year, has the practice established set up a trust account?

Yes

No

Is the practice providing any care to groups of people, such as employer groups as a part of the direct practice?

Yes

No

If Yes, please describe:

Has the practice discontinued any patients?

YES / NO

A. If YES, how many patients has the direct practice discontinued?

B. If YES, what was/were the reasons for the discontinuation(s)?

Has the practice declined to accept any patients?

YES / NO

If Yes, how many patients did the practice decline to accept?

If Yes, please specify the reason for declining to accept that patients:

Do any of your clinic's direct practice providers participate as an in-network provider in a health carrier's network?

Yes

No

What percentage of the practice's business is direct practice?

What is the direct practice's website address:

When a new patient signs a direct practice agreement, does your clinic collect information about other health coverage the patient may have?

Yes

No

If you answered yes to question above, how many of your direct practice patients:

Have Medicaid

Have Medicare

Have private
health Insurance

Are uninsured

Another form of
health care

APPENDIX B: Websites and addresses for direct practices

| Direct practice name | Address | Website |
|---|--|---|
| Anchor Medical Clinic | 1412 Castlewood Ct Freeland, WA | www.anchormedicalclinic.com |
| Assurance Healthcare & Counseling Center, LLC | 3611 River Road Ste 200 Yakima, WA 98902 | www.assurancehealth.org |
| Bellevue Medical Partners, PLLC | 11711 NE 12th St Ste 2B Bellevue | www.bellevuemedicalpartners.com |
| Bjurstrom & Lee, PLLP | 1231 116th Avenue NE, Suite 700 Bellevue, WA 98004 | www.md2.com |
| Bliss Health and Wellness PLLC | 18420 33rd Ave W Lynnwood, WA | https://www.blisshealthmd.com/ |
| Bridge Primary Care, PLLC | 231 MADISON AVENUE SOUTH Bainbridge Island, WA 98110 | https://bridgeprimarycare.com/index.html |
| Capitol Hill Medical | 901 Boren Ave suite 705 Seattle, WA | www.capitolhillmedical.com |
| Care Medical Associates, PLLC | 1407 116th Ave NE Ste 102 Bellevue, WA 98004 | www.cmadoc.com |
| ChymiyMattyMDLLC | 19980 10th Ave NE, Suite 202, Poulsbo, WA 98370 | www.pacificamedicine.com |
| Coho Medical Group, PLLC | 1515 116th Ave NE, Suite 201 Bellevue, WA 98004 | www.cohomedical.com |
| Cosmas Integrated Care Solutions | 4405 7th Ave SE Suites 200 - 201 PMB #0301, Lacey WA 98503 | https://www.facebook.com/p/Cosmas-Integrated-Care-Solutions-100063761371757/ |
| DawnMD LLC | 540 E Main Street Suite A Pullman, WA 99163 | www.dawn.md |
| Destiny Direct Primary Care & Wellness Ctr PLLC | 4401 Bridgeport Way W, University Place, WA 985466 | www.destinydirect.net |
| Direct care Clinics US PC | 2370 E 3rd Loop #203 Vancouver, WA 98661 | www.deltadirectcare.com |
| Direct Primary Care | 212 E Central Ave STE 360, Spokane, WA 99208 | www.mydpcclinic.com |
| Docere Integrated Medicine | 4329 A Street SE, Suite F Auburn, WA 98002 | www.docereim.com |
| Dr Cranney Family Medicine | 2020 E 29th Ave, Ste 235 Spokane, WA 99203 | https://www.drcranney.com/ |
| Dragonfly Medicine | 18 HAVEN RD STE 210E Eastsound, WA 98245 | https://www.salishseamedical.com/ |
| Edmonds Health Clinic | 221 4th Ave North Edmonds, WA 98020 | www.edmondshealthclinic.com |
| Ellensburg Family Medicine | 100 W 3rd Ave Ellensburg, WA 98926 | https://www.compassdirecthealthcare.com/ |
| Emerald City Health PLLC | 1229 Madison Street, Suite 1290 Seattle, WA 98104 | www.md2.com |
| Equinox Primary Care PLLC | 2200 6th Ave. Suite 102 Seattle, WA 98121 | www.equinoxprimarycare.com |
| Essential Direct Primary Care, PLLC | 405 Black Hills Ln SW, Ste B2, Olympia, WA 98502 | https://www.essentialdpc.com/p/dpc.html |
| Eventide Health | 232 A Street, Unit 3 Friday Harbor, WA 98250 | www.eventidehealth.com |
| Everside Health | 2115 S. 56th St. Suite 310 Tacoma, WA 98409 | www.eversidehealth.com |

| Direct practice name | Address | Website |
|---|--|---|
| Family and Wellness Medicine | 34004 16th Ave S, Suite 100 Federal Way, WA 98003 | www.fwmwa.com |
| Family Care Spokane | 9631 N Nevada St Ste 202 Spokane, WA 99218 | www.excelsiorwellness.org |
| Fern Lane Company LLC | 708 E Morris St, Ste B. La Conner, WA 98257 | https://www.thrivedirecthealthcare.com/ |
| Focus Health DPC | 5929 WESTGATE BLVD STE C Tacoma, WA 98406 | www.focushealthdpc.com |
| Functional Health Solutions | 302 Maple Ave Snohomish, WA 98290 | https://solutionsbydrsam.com/ |
| GoodMed Direct Primary Care | 6553 California Ave SW, Suite A Seattle, WA 98136 | www.goodmedclinic.com |
| HERITAGE FAMILY MEDICINE | 4001 HARRISON AVE NW STE 101 Olympia, WA 98502 | www.heritagefamilymedicine.com |
| Home Family Medicine | 3601 W Washington Ave, Ste 160 Yakima, WA 98903 | https://www.homefamilymed.com/ |
| Ivy Direct Primary Care | 1207 Washington Street suite 245 Vancouver, WA 98660 | https://www.ivydirectprimarycare.com/ |
| James and Lacambra PLLC | 1600 East Jefferson Street Suite 500 Seattle, WA 98122 | www.seattlepremierhealth.com |
| Jared M. Hendler, M.D. PLLC | 231 Madison Ave S Bainbridge Island, WA 98110 | www.hendlermd.com/direct-care |
| Joshua Hiep Le, DO PLLC | 4300 Talbot Rd S Ste 105 Renton, WA 98055 | https://www.elevatedimagehealthclinic.com/services/ |
| Koru Health PLLC | 320 East 5th Street Port Angeles, WA 98362 | https://koruhealthpa.com/ |
| Lapis medicine, pllc | 1010 S L Street Tacoma, WA 98405 | https://www.lapisfamilymedicine.com/ |
| Liberty Bell Family Medicine, PLLC | 214 Glover Street N Twisp, WA 98856 | https://libertybellfamilymedicine.com/ |
| Lissa Lubinski MD PLLC | 629 E 8th St Port Angeles, WA 98362 | www.lissalubinskimd.com |
| Lupine Family Medicine | 135 S. Worthen St Suite 200 Wenatchee, WA 98801 | https://www.lupinemd.com/ |
| Main Street Family Medicine | 6000 NE 88th St, Ste D-102, Vancouver, WA 98665 | www.mainstreetfamilymed.com |
| Manette Clinic Professional Service Corporation | 1100 Wheaton Way, Suite F and G Bremerton, WA 98310 | www.themanetteclinic.com |
| MB2K, LLC | 10024 SE 240th St Suite 201 Kent, WA 98031 | www.familycareofkent.com |
| MDseelig | 2200 6th Ave Seattle, WA 98121 | https://www.mdseelig.com/ |
| Monarch Healthcare Solutions | 216 S. Mission Ave. Wenatchee, WA 98801 | https://www.monarchhealthcaresolutions.com/ |
| NFB PLLC | 6800 E. Green Lake Way N #200 Seattle, WA 98115 | www.greenlakeprimarycare.com |
| North Star Clinic LLC | 2120 Lawrence St, Port Townsend, WA 98368 | https://www.northstar-clinic.com/ |
| Novel Healthcare | 7201 Pioneer Way STE B101, Gig Harbor, WA 98335 | https://novel.healthcare |
| Nurture Well Center PLLC | 1207 N 200TH ST Shoreline, WA 98133 | www.nurturewellcenter.com |
| Olympic Medical Services, PS | 3703 Ensign Road NE, Suite 10A | www.vantagephysicians.net |
| Oodle Family Medicine | 401 Olympia Ave NE, Suite 300-MB48 Renton, WA 98056 | www.oodlemd.com |

| Direct practice name | Address | Website |
|---|--|---|
| Pacific Northwest Wellness Center, PLLC | 230 Grant Road Suite B-2 East Wenatchee, WA 98802 | www.theredimedclinic.com |
| Perkinson Finch, PLLC | 1101 Madison Street, Suite 1501, Seattle, WA 98104 | www.md2.com |
| Pier View Chiropractic, Inc PS | 19803 1st Ave. S, Suite 200 Normandy Park, WA 98148 | www.pierviewchiropractic.com |
| prompt care direct llc | 1930 9th St SE Puyallup, WA 98372 | https://promptcaredirect.com/ |
| Prudent Medical Providers NW | 6718 144th St NW Gig Harbor, WA 98332 | www.soundclinicalmedicine.com |
| Public Hospital District No 4, King County | 9801 Frontier Ave SE Snoqualmie, WA 98065 | www.snoqualmiehospital.org |
| PWYC Healthcare | 3312 French loop nw Olympia, WA 98502 | https://www.paywhatyoucanprimarycare.org/ |
| Quick Clinic | 2526 COLONIAL DR. Centralia, WA 98531 | www.washingtonpark.md |
| Revitalize Metabolic Health PLLC | 6625 Wagner Way NW, Suite 201 Gig Harbor, WA 98335 | https://revitalizemetabolichealth.com/ |
| Revive Innovative Healthcare PLLC | 106 Plaza Drive, Building C1 Yelm, WA 98597 | www.revivefamilymedicine.com |
| Ridgefield Family Medicine | 8507 S. 5th Street Suite 113 Ridgefield, WA 98642 | www.ridgefieldfamilymedicine.com |
| RIVER VALLEY HEALTH PLLC | 424 WILLIAMS STREET, MOSSYROCK WA 98564 | https://rivervalleyhealth.org/ |
| Seattle Medical Associates | 1124 COLUMBIA ST Seattle, WA 98104 | www.seattlemedicalassociates.com |
| Sound Medicine & Wellness | 3216 NE 45th Place, Suite #213 Seattle, WA 98105 | www.soundmedicineandwellness.com |
| Sunny Family Medicine | 3908 Creekside Loop Suite 125 Yakima, WA 98902 | https://www.sunnyfamilymedicine.com/ |
| Swedish Family Medicine Ballard | 1801 NW Market St. Suite 403 Seattle, WA 98107 | www.swedish.org |
| The ROW Health Collective | 8100 Bracken Place SE Snoqualmie, WA 98065 | www.row.health |
| Thread Health, PLLC | 624 W. Hastings Rd Suite 11 Spokane, WA 99218 | https://www.threadhealthclinic.com/ |
| Thurston Internal Medicine, PLLC | 420 McPhee Rd SW, Ste C Olympia, WA 98502 | https://www.thurstoninternalmedicine.com/ |
| Total Collision & Injury | 1776 Fowler St Richland, WA 99352 | www.totalcaretricity.com |
| transforMD Primary Care | 1133 164th ST, SW Suite 206 Lynnwood, WA 98087 | www.transformdpc.com |
| Urgent Medical Center | 14201 NE 20th Avenue, Ste C101 Vancouver, WA 98686 | www.evermeddpc.com |
| Vancouver Direct Primary Care LLC | 1600 columbia street Vancouver, WA 98660 | www.vancouverdirectprimarycare.com |
| Vigil Family Medicine PLLC | 1901 S. Union Ave Ste B4003 Tacoma, WA 98405 | www.vigilmd.com |
| Vintage Direct Primary Care | 19319 7th Ave NE #114 Poulsbo, WA 98370 | www.vintagedpc.com |
| Waters Edge Family Practice & Wellness Center | 221 2nd Street Suite 6A, PO BOX 1327 Langley, WA 98260 | www.watersedgewellnesscenter.com |
| Wellness Direct Care | 3707 Providence Point Dr. SE, Suite C Issaquah, WA 98029 | https://www.wellnessdirectcare.com/ |
| Wise Patient Internal Medicine, PLLC | 613 19th Ave. E, Ste. 201 Seattle, WA 98112 | www.imwisepatient.com |

APPENDIX C: Voluntary information statistics

| Practice name | Has the practice discontinued any patients within the past year? | Has the practice declined any patients? | Do any of your clinics' direct practice providers participate as an in-network provider in a health carrier's network? | What percentage of the practice's business is direct practice? | Does your clinic collect information about other health coverage the patient may have? | Number of patients who have Medicaid | Number of patients who have Medicare | Number of patients who have private health insurance | Number of patients who are uninsured | Number of patients who have another form of health care coverage |
|---|--|---|--|--|--|--------------------------------------|--------------------------------------|--|--------------------------------------|--|
| Anchor Medical Clinic | Yes | Yes | No | 100.0% | Yes | 3 | 44 | 0 | 1 | 0 |
| Assurance Healthcare & Counseling Center, LLC | Yes | No | No | 100.0% | No | NA | NA | NA | NA | NA |
| Bellevue Medical Partners, PLLC | No | No | No | 100.0% | Yes | 0 | 350 | 250 | 0 | 0 |
| Bjurstrom & Lee, PLLP | No | Yes | No | 100.0% | No | NA | NA | NA | NA | NA |
| Bliss Health and Wellness PLLC | Yes | No | No | 100.0% | Yes | 3 | NA | 2 | 3 | NA |
| Bridge Primary Care, PLLC | No | No | No | 100.0% | No | NA | NA | NA | NA | NA |
| Capitol Hill Medical | Yes | No | Yes | 1.0% | Yes | 12 | 5 | 9 | 10 | NA |
| Care Medical Associates, PLLC | No | Yes | No | 73.0% | Yes | 0 | 67 | 180 | 6 | 15 |
| ChymiyMattyMDLLC | Yes | No | Yes | 3.5% | Yes | 0 | 0 | 0 | 140 | NA |
| Coho Medical Group, PLLC | Yes | No | Yes | 50.0% | Yes | 3 | 20 | 172 | 49 | NA |
| Cosmas Integrated Care Solutions | No | No | No | 3.0% | Yes | 0 | 0 | 4 | 0 | 0 |

| | | | | | | | | | | |
|---|-----|-----|-----|--------|-----|----|-----|-----|-----|----|
| DawnMD LLC | Yes | No | No | 100.0% | Yes | 15 | 10 | 250 | 25 | 10 |
| Destiny Direct Primary Care & Wellness Ctr PLLC | Yes | No | No | 99.0% | Yes | 35 | 25 | 84 | 101 | 15 |
| Direct care Clinics US PC | No | Yes | No | 100.0% | No | NA | NA | NA | NA | NA |
| Direct Primary Care | Yes | No | No | 100.0% | No | NA | NA | NA | NA | NA |
| Docere Integrated Medicine | No | No | No | 100.0% | Yes | NA | NA | 500 | 2 | NA |
| Dr Cranney Family Medicine | No | No | No | 100.0% | No | NA | NA | NA | NA | NA |
| Dragonfly Medicine | Yes | No | No | 100.0% | Yes | 2 | 45 | 45 | 0 | 8 |
| Edmonds Health Clinic | No | No | Yes | 9.0% | Yes | NA | NA | 38 | 57 | NA |
| Ellensburg Family Medicine | Yes | No | No | 100.0% | Yes | 5 | 15 | 65 | 10 | 5 |
| Emerald City Health PLLC | No | Yes | No | 100.0% | No | NA | NA | NA | NA | NA |
| Equinox Primary Care PLLC | Yes | Yes | No | 100.0% | Yes | 15 | 20 | 75 | 5 | 0 |
| Essential Direct Primary Care, PLLC | Yes | No | No | 40.0% | No | NA | NA | NA | NA | NA |
| Eventide Health | Yes | Yes | No | 100.0% | Yes | 30 | 360 | 195 | 15 | NA |
| Everside Health | Yes | No | No | 100.0% | No | NA | NA | NA | NA | NA |
| Family and Wellness Medicine | Yes | No | Yes | 20.0% | No | NA | NA | NA | NA | NA |
| Family Care Spokane | Yes | Yes | Yes | 0.0% | No | NA | NA | NA | NA | NA |
| Fern Lane Company LLC | Yes | No | Yes | 50.0% | No | NA | NA | NA | NA | NA |
| Focus Health DPC | No | No | No | 100.0% | Yes | 0 | 0 | 0 | 0 | 0 |
| Functional Health Solutions | No | No | Yes | 100.0% | No | NA | NA | NA | NA | NA |
| GoodMed Direct Primary Care | No | No | No | 100.0% | No | NA | NA | NA | NA | NA |

| | | | | | | | | | | |
|---|-----|-----|-----|--------|-----|-----|-----|-----|-----|----|
| HERITAGE FAMILY MEDICINE | No | No | Yes | 0.0% | No | NA | NA | NA | NA | NA |
| Home Family Medicine | Yes | No | No | 100.0% | Yes | 57 | 7 | 133 | 83 | 13 |
| Ivy Direct Primary Care | No | No | No | 0.0% | No | NA | NA | NA | NA | NA |
| James and Lacambra PLLC | No | No | No | 100.0% | Yes | NA | 414 | 493 | 5 | 0 |
| Jared M. Hendler, M.D. PLLC | No | No | No | 100.0% | Yes | 0 | 24 | 53 | 8 | NA |
| Joshua Hiep Le, DO PLLC | No | Yes | Yes | 50.0% | No | NA | NA | NA | NA | NA |
| Koru Health PLLC | Yes | No | No | 100.0% | No | NA | NA | NA | NA | NA |
| Lapis medicine, pllc | No | No | No | 100.0% | Yes | 0 | 0 | 3 | 0 | 0 |
| Liberty Bell Family Medicine, PLLC | No | No | Yes | 90.0% | Yes | 0 | 1 | 9 | 1 | 0 |
| Lissa Lubinski MD PLLC | No | No | No | 95.0% | No | NA | NA | NA | NA | NA |
| Lupine Family Medicine | No | No | No | 100.0% | No | NA | NA | NA | NA | NA |
| Main Street Family Medicine | No | Yes | No | 100.0% | Yes | 30 | 15 | 655 | 313 | 45 |
| Manette Clinic Professional Service Corporation | Yes | No | Yes | 45.0% | Yes | 168 | 836 | 517 | 266 | 69 |
| MB2K, LLC | Yes | Yes | Yes | 0.0% | Yes | 0 | 0 | 1 | 1 | 0 |
| MDseelig | No | No | No | 100.0% | No | NA | NA | NA | NA | NA |
| Monarch Healthcare Solutions | No | No | No | 100.0% | No | NA | NA | NA | NA | NA |
| NFB PLLC | Yes | No | No | 60.0% | Yes | 5 | 0 | 415 | 102 | 0 |
| North Star Clinic LLC | Yes | No | Yes | 8.5% | Yes | 0 | 0 | 0 | 34 | 0 |
| Novel Healthcare | No | No | No | 100.0% | Yes | 16 | 7 | 134 | 13 | 15 |
| Nurture Well Center PLLC | Yes | No | No | 100.0% | No | NA | NA | NA | NA | NA |

| | | | | | | | | | | |
|--|-----|-----|-----|--------|-----|-----|------|------|-----|----|
| Olympic Medical Services, PS | Yes | No | No | 100.0% | Yes | 61 | 285 | 460 | 84 | 6 |
| Oodle Family Medicine | Yes | No | No | 100.0% | Yes | 15 | 8 | 144 | 64 | 4 |
| Pacific Northwest Wellness Center, PLLC | Yes | No | No | 90.0% | No | NA | NA | NA | NA | NA |
| Perkinson Finch, PLLC | No | Yes | No | 100.0% | No | NA | NA | NA | NA | NA |
| Pier View Chiropractic, Inc PS | Yes | No | No | 55.0% | Yes | 3 | 0 | 15 | 30 | 0 |
| prompt care direct llc | No | No | No | 100.0% | No | NA | NA | NA | NA | NA |
| Prudent Medical Providers NW | No | No | Yes | 1.0% | No | NA | NA | NA | NA | NA |
| Public Hospital District No 4, King County | Yes | No | Yes | 0.0% | Yes | 0 | 0 | 0 | 0 | 0 |
| PWYC Healthcare | No | No | No | 100.0% | Yes | NA | NA | NA | NA | 3 |
| Quick Clinic | Yes | Yes | No | 95.0% | Yes | 136 | 389 | 773 | 276 | 16 |
| Revitalize Metabolic Health PLLC | Yes | No | No | 25.0% | No | NA | NA | NA | NA | NA |
| Revive Innovative Healthcare PLLC | No | No | No | 60.0% | No | NA | NA | NA | NA | NA |
| Ridgefield Family Medicine | No | No | Yes | 1.0% | Yes | NA | NA | 9 | NA | NA |
| RIVER VALLEY HEALTH PLLC | No | No | No | 100.0% | No | NA | NA | NA | NA | NA |
| Seattle Medical Associates | Yes | Yes | No | 100.0% | Yes | 33 | 1198 | 1538 | 179 | 0 |
| Sound Medicine & Wellness | No | No | No | 100.0% | Yes | 3 | 100 | 100 | 2 | NA |
| Sunny Family Medicine | Yes | No | No | 100.0% | No | NA | NA | NA | NA | NA |
| Swedish Family Medicine Ballard | No | No | Yes | 1.0% | No | NA | NA | NA | NA | NA |

| | | | | | | | | | | |
|---|-----|-----|-----|--------|-----|----|-----|-----|-----|----|
| The ROW Health Collective | No | No | No | 100.0% | No | NA | NA | NA | NA | NA |
| Thread Health, PLLC | No | No | No | 100.0% | Yes | 8 | 0 | 145 | 2 | 0 |
| Thurston Internal Medicine, PLLC | No | No | No | 100.0% | Yes | 3 | 134 | 203 | 2 | NA |
| Total Collision & Injury | No | No | Yes | 0.2% | Yes | 0 | 0 | 0 | 10 | 0 |
| transforMD Primary Care | Yes | No | No | 100.0% | No | NA | NA | NA | NA | NA |
| Urgent Medical Center | No | No | Yes | 1.0% | No | NA | NA | NA | NA | NA |
| Vancouver Direct Primary Care LLC | No | No | No | 100.0% | No | NA | NA | NA | NA | NA |
| Vigil Family Medicine PLLC | Yes | No | No | 100.0% | Yes | 19 | 3 | 92 | 31 | 0 |
| Vintage Direct Primary Care | Yes | No | No | 100.0% | Yes | 92 | 157 | 528 | 153 | 32 |
| Waters Edge Family Practice & Wellness Center | Yes | Yes | No | 100.0% | Yes | 8 | 51 | 120 | 2 | 5 |
| Wellness Direct Care | No | No | No | 100.0% | Yes | 0 | 10 | 68 | 2 | 0 |
| Wise Patient Internal Medicine, PLLC | Yes | Yes | Yes | 85.8% | Yes | 52 | 0 | 687 | 40 | 0 |